

BID OF _____

2016

PROPOSAL, CONTRACT, BOND AND SPECIFICATIONS

FOR

FIRE STATION 9 ROOF REPLACEMENT

CONTRACT NO. 7757

MUNIS NO. 11366

IN

MADISON, DANE COUNTY, WISCONSIN

AWARDED BY THE COMMON COUNCIL
MADISON, WISCONSIN ON _____

CITY ENGINEERING DIVISION
1600 EMIL STREET
MADISON, WISCONSIN 53713

<https://bidexpress.com/login>

**FIRE STATION 9 ROOF REPLACEMENT
CONTRACT NO. 7757**

INDEX

SECTION A: ADVERTISEMENT FOR BIDS AND INSTRUCTIONS TO BIDDERSA-1

SECTION B: PROPOSAL SECTION.....B-1

SECTION C: SMALL BUSINESS ENTERPRISE C-1

SECTION D: SPECIAL PROVISIONS..... D-1

SECTION E: BIDDER'S ACKNOWLEDGEMENTE-1

SECTION F: DISCLOSURE OF OWNERSHIP & BEST VALUE CONTRACTING.....F-1

SECTION G: BID BOND G-1

SECTION H: AGREEMENT..... H-1

SECTION I: PAYMENT AND PERFORMANCE BONDI-1

SECTION J: PREVAILING WAGE RATES..... J-1

This Proposal, and Agreement have
been prepared by:

**CITY ENGINEERING DIVISION
CITY OF MADISON
MADISON, DANE COUNTY, WISCONSIN**



Robert F. Phillips, P.E., City Engineer

RFP: ds

SECTION A: ADVERTISEMENT FOR BIDS AND INSTRUCTIONS TO BIDDERS

**REQUEST FOR BID FOR PUBLIC WORKS CONSTRUCTION
CITY OF MADISON, WISCONSIN**

A BEST VALUE CONTRACTING MUNICIPALITY

PROJECT NAME:	FIRE STATION 9 ROOF REPLACEMENT
CONTRACT NO.:	7757
SBE GOAL	10%
BID BOND	5%
PRE BID SITE VISIT (10:00 A.M.)	JULY 11, 2016
SBE CONFERENCE (1:00 P.M.)	JULY 29, 2016
PREQUALIFICATION APPLICATION DUE (1:00 P.M.)	JULY 29, 2016
BID SUBMISSION (1:00 P.M.)	AUGUST 5, 2016
BID OPEN (1:30 P.M.)	AUGUST 5, 2016
PUBLISHED IN WSJ	JULY 8, 15, 22 & 29, 2016

PRE BID SITE VISIT: Due to this document being published after the pre-bid site visit on Monday July 11, 2016, any contractor desiring a pre-bid site visit shall call the City Construction Manager, Dave Schaller at 608-243-5891 to schedule a site visit prior to Friday July 22 2016.

SBE CONFERENCE: Representatives of the Affirmative Action Department will be present to discuss the Small Business Enterprise requirements at 1600 Emil Street, Madison Wisconsin.

QUESTIONS AND CLARIFICATIONS: Any questions or requests for clarifications regarding plans and specifications shall be submitted directly to the City of Madison Construction Manager. All questions shall be sent via email to dschaller@cityofmadison.com and reference Fire Station 9 Roof Replacement in the subject line. The deadline for receiving questions or clarifications shall be 12:00 PM on Wednesday July 27, 2016. No additional questions of requests for clarifications will be accepted after this deadline. If needed, the City Construction Manager will publish one (1) all inclusive addendum no later than 1:00 PM on Friday, July 29, 2016 to respond to any questions or requests for clarifications.

PREQUALIFICATION APPLICATION: Forms are available on our website, www.cityofmadison.com/business/pw/forms.cfm. If not currently prequalified in the categories listed in Section A, an amendment to your Prequalification will need to be submitted prior to the same due date. Postmark is not applicable.

BIDS TO BE SUBMITTED by hand to 1600 EMIL ST., MADISON, WI 53713 or online at www.bidexpress.com.

THE BID OPENING is at 1600 EMIL ST., MADISON, WI 53713.

STANDARD SPECIFICATIONS

The City of Madison's Standard Specifications for Public Works Construction - 2016 Edition, as supplemented and amended from time to time, forms a part of these contract documents as if attached hereto.

These standard specifications are available on the City of Madison Public Works website, www.cityofmadison.com/Business/PW/specs.cfm.

The Contractor shall review these Specifications prior to preparation of proposals for the work to be done under this contract, with specific attention to Article 102, "BIDDING REQUIREMENTS AND CONDITIONS" and Article 103, "AWARD AND EXECUTION OF THE CONTRACT." For the convenience of the bidder, below are highlights of three subsections of the specifications.

SECTION 102.1: PRE-QUALIFICATION OF BIDDERS

In accordance with Wisconsin State Statutes 66.0901 (2) and (3), all bidders must submit to the Board of Public Works proof of responsibility on forms furnished by the City. The City requires that all bidders be qualified on a biennial basis.

Bidders must present satisfactory evidence that they have been regularly engaged in the type of work specified herein and they are fully prepared with necessary capital, materials, machinery and supervisory personnel to conduct the work to be contracted for to the satisfaction of the City. All bidders must be pre-qualified by the Board of Public Works for the type of construction on which they are bidding prior to the opening of the bid.

In accordance with Section 39.02(9)(a)l. of the General Ordinances, all bidders shall submit in writing to the Affirmative Action Division Manager of the City of Madison, a Certificate of Compliance or an Affirmative Action Plan at the same time or prior to the submission of the proof of responsibility forms.

The bidder shall be disqualified if the bidder fails to or refuses to, prior to opening of the bid, submit a Certificate of compliance, Affirmative Action Plan or Affirmative Action Data Update, as applicable, as defined by Section 39.02 of the General Ordinances (entitled Affirmative Action) and as required by Section 102.11 of the Standard Specifications.

SECTION 102.4 PROPOSAL

No bid will be accepted that does not contain an adequate or reasonable price for each and every item named in the Schedule of Unit Prices.

A lump sum bid for the work in accordance with the plans and specifications is required. The lump sum bid must be the same as the total amounts bid for the various items and it shall be inserted in the space provided.

All papers bound with or attached to the proposal form are considered a part thereof and must not be detached or altered when the proposal is submitted. The plans, specifications and other documents designated in the proposal form will be considered a part of the proposal whether attached or not.

A proposal submitted by an individual shall be signed by the bidder or by a duly authorized agent. A proposal submitted by a partnership shall be signed by a member/partner or by a duly authorized agent thereof. A proposal submitted by a corporation shall be signed by an authorized officer or duly authorized registered agent of such corporation, and the proposal shall show the name of the State under the laws of which such corporation was chartered. The required signatures shall in all cases appear in the space provided thereof on the proposal.

Each proposal shall be placed, together with the proposal guaranty, in a sealed envelope, so marked as to indicate name of project, the contract number or option to which it applies, and the name and address of the Contractor or submitted electronically through Bid Express (www.bidexpress.com). Proposals will be accepted at the location, the time and the date designated in the advertisement. Proposals received after the time and date designated will be returned to the bidder unopened.

The Bidder shall execute the Disclosure of Ownership form. REFER TO SECTION F.

SECTION 102.5: BID DEPOSIT (PROPOSAL GUARANTY)

All bids, sealed or electronic, must be accompanied with a Bid Bond equal to at least 5% of the bid or a Certificate of Annual/Biennial Bid Bond or certified check, payable to the City Treasurer. Bid deposit of the successful bidders shall be returned within forty-eight (48) hours following execution of the contract and bond as required.

PREVAILING WAGE RATES

Prevailing Wage Rates may be required and are attached in Section J of the contract. See Special Provisions to determine applicability.

MINOR DISCREPENCIES

Bidder is responsible for submitting all forms necessary for the City to determine compliance with State and City bidding requirements. Notwithstanding any language to the contrary contained herein, the City may exercise its discretion to allow bidders to correct or supplement submissions after bid opening, if the minor discrepancy, bid irregularity or omission is insignificant and not one related to price, quality, quantity, time of completion or performance of the contract.

Bidders for this Contract(s) must be Pre-Qualified for at least one of the following type(s) of construction denoted by an

Building Demolition

- 101 Asbestos Removal
- 120 House Mover

- 110 Building Demolition

Street, Utility and Site Construction

- 201 Asphalt Paving
- 205 Blasting
- 210 Boring/Pipe Jacking
- 215 Concrete Paving
- 220 Con. Sidewalk/Curb & Gutter/Misc. Flat Work
- 221 Concrete Bases and Other Concrete Work
- 222 Concrete Removal
- 225 Dredging
- 230 Fencing
- 235 Fiber Optic Cable/Conduit Installation
- 240 Grading and Earthwork
- 241 Horizontal Saw Cutting of Sidewalk
- 242 Infrared Seamless Patching
- 245 Landscaping, Maintenance
- 250 Landscaping, Site and Street
- 251 Parking Ramp Maintenance
- 252 Pavement Marking
- 255 Pavement Sealcoating and Crack Sealing
- 260 Petroleum Above/Below Ground Storage Tank Removal/Installation
- 262 Playground Installer
- 265 Retaining Walls, Precast Modular Units

- 270 Retaining Walls, Reinforced Concrete
- 275 Sanitary, Storm Sewer and Water Main Construction
- 276 Sawcutting
- 280 Sewer Lateral Drain Cleaning/Internal TV Insp.
- 285 Sewer Lining
- 290 Sewer Pipe Bursting
- 295 Soil Borings
- 300 Soil Nailing
- 305 Storm & Sanitary Sewer Laterals & Water Svc.
- 310 Street Construction
- 315 Street Lighting
- 318 Tennis Court Resurfacing
- 320 Traffic Signals
- 325 Traffic Signing & Marking
- 332 Tree pruning/removal
- 333 Tree, pesticide treatment of
- 335 Trucking
- 340 Utility Transmission Lines including Natural Gas, Electrical & Communications
- 399 Other _____

Bridge Construction

- 501 Bridge Construction and/or Repair

Building Construction

- 401 Floor Covering (including carpet, ceramic tile installation, rubber, VCT)
- 402 Building Automation Systems
- 403 Concrete
- 404 Doors and Windows
- 405 Electrical - Power, Lighting & Communications
- 410 Elevator - Lifts
- 412 Fire Suppression
- 413 Furnishings - Furniture and Window Treatments
- 415 General Building Construction, Equal or Less than \$250,000
- 420 General Building Construction, \$250,000 to \$1,500,000
- 425 General Building Construction, Over \$1,500,000
- 428 Glass and/or Glazing
- 429 Hazardous Material Removal
- 430 Heating, Ventilating and Air Conditioning (HVAC)
- 433 Insulation - Thermal
- 435 Masonry/Tuck pointing

- 437 Metals
- 440 Painting and Wallcovering
- 445 Plumbing
- 450 Pump Repair
- 455 Pump Systems
- 460 Roofing and Moisture Protection
- 464 Tower Crane Operator
- 461 Solar Photovoltaic/Hot Water Systems
- 465 Soil/Groundwater Remediation
- 466 Warning Sirens
- 470 Water Supply Elevated Tanks
- 475 Water Supply Wells
- 480 Wood, Plastics & Composites - Structural & Architectural
- 499 Other _____

State of Wisconsin Certifications

- 1 Class 5 Blaster - Blasting Operations and Activities 2500 feet and closer to inhabited buildings for quarries, open pits and road cuts.
- 2 Class 6 Blaster - Blasting Operations and Activities 2500 feet and closer to inhabited buildings for trenches, site excavations, basements, underwater demolition, underground excavations, or structures 15 feet or less in height.
- 3 Class 7 Blaster - Blasting Operations and Activities for structures greater than 15 ' in height, bridges, towers, and any of the objects or purposes listed as "Class 5 Blaster or Class 6 Blaster".
- 4 Petroleum Above/Below Ground Storage Tank Removal and Installation (Attach copies of State Certifications.)
- 5 Hazardous Material Removal (Contractor to be certified for asbestos and lead abatement per the Wisconsin Department of Health Services, Asbestos and Lead Section (A&LS).) See the following link for application: www.dhs.wisconsin.gov/Asbestos/Cert. State of Wisconsin Performance of Asbestos Abatement Certificate must be attached.
- 6 Certification number as a Certified Arborist or Certified Tree Worker as administered by the International Society of Arboriculture
- 7 Pesticide application (Certification for Commercial Applicator For Hire with the certification in the category of turf and landscape (3.0) and possess a current license issued by the DATCP)
- 8 State of Wisconsin Master Plumbers License.

SECTION B: PROPOSAL

Please refer to the
Bid Express Website
at <https://bidexpress.com>
look up contract number
and go to
Section B: Proposal Page

You can access all City of Madison bid solicitations for FREE at www.bidexpress.com

Click on the "Register for Free" button and follow the instructions to register your company and yourself. You will be asked for a payment subscription preference, since you may wish to bid online someday. Simply choose the method to pay on a 'per bid' basis. This requires no payment until / unless you actually bid online. You can also choose the monthly subscription plan at this time. You will, however, be asked to provide payment information. Remember, you can change your preference at anytime. You will then be able to complete your free registration and have full access to the site. Your free access does not require completion of the 'Digital ID' process, so you will have instant access for viewing and downloading. To be prepared in case you ever do wish to bid online, you may wish to establish your digital ID also, since you cannot bid without a Digital ID.

If you have any problems with the free registration process, you can call the bidexpress help team, toll free at 1-888-352-2439 (option 1, option1).

SECTION C: SMALL BUSINESS ENTERPRISE

Instructions to Bidders City of Madison SBE Program Information

2 Small Business Enterprise (SBE) Program Information

2.1 Policy and Goal

The City of Madison reaffirms its policy of nondiscrimination in the conduct of City business by maintaining a procurement process which remains open to all who have the potential and ability to sell goods and services to the City. It is the policy of the City of Madison to allow Small Business Enterprises (SBE) maximum feasible opportunity to participate in City of Madison contracting. The bidder acknowledges that its bid has been submitted in accordance with the SBE program and is for the public's protection and welfare.

Please refer to the "ADVERTISEMENT FOR BIDS" for the goal for the utilization of SBEs on this project. SBEs may participate as subcontractors, vendors and/or suppliers, which provide a commercially useful function. The dollar value for SBE suppliers or 'materials only' vendors shall be discounted to 60% for purposes of meeting SBE goals.

A bidder which achieves or exceeds the SBE goal will be in compliance with the SBE requirements of this project. In the event that the bidder is unable to achieve the SBE goal, the bidder must demonstrate that a good faith effort to do so was made. Failure to either achieve the goal or demonstrate a good faith effort to do so will be grounds for the bidder being deemed a non-responsible contractor ineligible for award of this contract.

A bidder may count towards its attainment of the SBE goal only those expenditures to SBEs that perform a commercially useful function. For purposes of evaluating a bidder's responsiveness to the attainment of the SBE goal, the contract participation by an SBE is based on the percentage of the total base bid proposed by the Contractor. The total base bid price is inclusive of all addenda.

Work performed by an SBE firm in a particular transaction can be counted toward the goal only if it involves a commercially useful function. That is, in light of industry practices and other relevant considerations, does the SBE firm have a necessary and useful role in the transaction, of a kind for which there is a market outside the context of the SBE Program, or is the firm's role a superfluous step added in an attempt to obtain credit towards goals? If, in the judgment of the Affirmative Action Division, the SBE firm will not perform a commercially useful function in the transaction, no credit towards goals will be awarded.

The question of whether a firm is performing a commercially useful function is completely separate from the question of whether the firm is an eligible SBE. A firm is eligible if it meets the definitional criteria and ownership and control requirements, as set forth in the City of Madison's SBE Program.

If the City of Madison determines that the SBE firm is performing a commercially useful function, then the City of Madison must then decide what that function is. If the commercially useful function is that of an SBE vendor / supplier that regularly transacts business with the respective product, then the City of Madison will count 60% of the value of the product supplied toward SBE goals.

To be counted, the SBE vendor / supplier must be engaged in selling the product in question to the public. This is important in distinguishing an SBE vendor / supplier, which has a regular trade with a variety of customers, from a firm which performs supplier-like functions on an ad hoc basis or for only one or two contractors with whom it has a special relationship.

A supplier of bulk goods may qualify as an eligible SBE vendor / supplier if it either maintains an inventory or owns or operates distribution equipment. With respect to the distribution equipment; e.g., a fleet of trucks, the term "operates" is intended to cover a situation in which the supplier leases the equipment on a regular basis for its entire business. It is not intended to cover a situation in which the firm simply provides drivers for trucks owned or leased by another party; e.g., a prime contractor, or leases such a party's trucks on an ad hoc basis for a specific job.

If the commercially useful function being performed is not that of a qualified SBE vendor / supplier, but rather that of delivery of products, obtaining bonding or insurance, procurement of personnel, acting as a broker or manufacturer's representative in the procurement of supplies, facilities, or materials, etc., only the fees or commissions will apply towards the goal.

For example, a business that simply transfers title of a product from manufacturer to ultimate purchaser; e. g., a sales representative who re-invoices a steel product from the steel company to the Contractor, or a firm that puts a product into a container for delivery would not be considered a qualified SBE vendor / supplier. The Contractor would not receive credit based on a percentage of the cost of the product for working with such firms.

Concerning the use of services that help the Contractor obtain needed supplies, personnel, materials or equipment to perform a contract: only the fee received by the service provider will be counted toward the goal. For example, use of a SBE sales representative or distributor for a steel company, if performing a commercially useful function at all, would entitle the Contractor receiving the steel to count only the fee paid to the representative or distributor toward the goal. This provision would also govern fees for professional and other services obtained expressly and solely to perform work relating to a specific contract.

Concerning transportation or delivery services: if an SBE trucking company picks up a product from a manufacturer or a qualified vendor / supplier and delivers the product to the Contractor, the commercially useful function it is performing is not that of a supplier, but simply that of a transporter of goods. Unless the trucking company is itself the manufacturer or a qualified vendor / supplier in the product, credit cannot be given based on a percentage of the cost of the product. Rather, credit would be allowed for the cost of the transportation service.

The City is aware that the rule's language does not explicitly mention every kind of business that may contribute work on this project. In administering these programs, the City would, on a case-by-case basis, determine the appropriate counting formula to apply in a particular situation.

2.2 Contract Compliance

Questions concerning the SBE Program shall be directed to the Contract Compliance Officer of the City of Madison Department of Civil Rights, Affirmative Action Division, 210 Martin Luther King, Jr. Blvd., Room 523, Madison, WI 53703; telephone (608) 266-4910.

2.3 Certification of SBE by City of Madison

The Affirmative Action Division maintains a directory of SBEs which are currently certified as such by the City of Madison. Contact the Contract Compliance Officer as indicated in Section 2.2 to receive a copy of the SBE Directory or you may access the SBE Directory online at www.cityofmadison.com/dcr/aaTBDir.cfm.

All contractors, subcontractors, vendors and suppliers seeking SBE status must complete and submit the **Targeted Business Certification Application** to the City of Madison Affirmative Action Division by the time and date established for receipt of bids. A copy of the Targeted Business Certification Application is available by contacting the Contract Compliance Officer at the address and telephone indicated in Section 2.2 or you may access the Targeted Business Certification Application online at www.cityofmadison.com/dcr/aaTBDir.cfm. Submittal of the Targeted Business Certification Application by the time specified does not guarantee that the applicant will be certified as a SBE eligible to be utilized towards meeting the SBE goal for this project.

2.4 Small Business Enterprise Compliance Report

2.4.1 Good Faith Efforts

Bidders shall take all necessary affirmative steps to assure that SBEs are utilized when possible and that the established SBE goal for this project is achieved. A contractor who self performs a portion of the work, and is pre-qualified to perform that category of work, may subcontract that portion of the work, but shall not be required to do so. When a bidder is unable to achieve the established SBE goal, the bidder must demonstrate that a good faith effort to do so was made. Such a good faith effort should include the following:

- 2.4.1.1 Attendance at the pre-bid meeting.
- 2.4.1.2 Using the City of Madison's directory of certified SBEs to identify SBEs from which to solicit bids.
- 2.4.1.3 Assuring that SBEs are solicited whenever they are potential sources.
- 2.4.1.4 Referring prospective SBEs to the City of Madison Affirmative Action Division for certification.
- 2.4.1.5 Dividing total project requirements into smaller tasks and/or quantities, where economically feasible, to permit maximum feasible SBE participation.
- 2.4.1.6 Establishing delivery schedules, where requirements permit, which will encourage participation by SBEs.
- 2.4.1.7 Providing SBEs with specific information regarding the work to be performed.
- 2.4.1.8 Contacting SBEs in advance of the deadline to allow such businesses sufficient time to prepare a bid.
- 2.4.1.9 Utilizing the bid of a qualified and competent SBE when the bid of such a business is deemed reasonable (i.e. 5% above the lowest bidder), although not necessarily low.
- 2.4.1.10 Contacting SBEs which submit a bid, to inquire about the details of the bid and confirm that the scope of the work was interpreted as intended.
- 2.4.1.11 Completion of Cover Page (page C-6), Summary Sheet (page C-7) and SBE Contact Reports (pages C-8 and C9) if applicable.

2.4.2 Reporting SBE Utilization and Good Faith Efforts

The Small Business Enterprise Compliance Report is to be submitted by the bidder with the bid: This report is due by the specified bid closing time and date. Bids submitted without a completed SBE Compliance Report as outlined below may be deemed non-responsible and the bidder ineligible for award of this contract. Notwithstanding any language to the contrary contained herein, the City may exercise its discretion to allow bidders to correct or supplement submissions after bid opening, if the minor discrepancy, bid irregularity or omission is insignificant and not one related to price, quality, quantity, time of completion, performance of the contract, or percentage of SBE utilization.

2.4.2.1 If the Bidder meets or exceeds the goal established for SBE utilization, the Small Business Enterprise Compliance Report shall consist of the following:

- 2.4.2.1.1 **Cover Page**, Page C-6; and
- 2.4.2.1.2 **Summary Sheet**, C-7.

2.4.2.2 If the bidder does not meet the goal established for SBE utilization, the Small Business Enterprise Compliance Report shall consist of the following:

- 2.4.2.2.1 **Cover Page**, Page C-6;
- 2.4.2.2.2 **Summary Sheet**, C-7; and
- 2.4.2.2.3 **SBE Contact Report**, C-8 and C-9. (A separate Contact Report must be completed for each applicable SBE which is not utilized.)

2.5 Appeal Procedure

A bidder which does not achieve the established goal and is found non-responsible for failure to demonstrate a good faith effort to achieve such goal and subsequently denied eligibility for award of contract may appeal that decision to the Small Business Enterprises Appeals Committee. All appeals shall be made in writing, and shall be delivered to and received by the City Engineer no later than 4:30 PM on the third business day following the bidder's receipt of the written notification of ineligibility by the Affirmative Action Division Manager. Postmark not acceptable. The notice of appeal shall state the basis for the appeal of the decision of the Affirmative Action Division Manager. The Appeal shall take place in accordance with Madison General Ordinance 33.54.

2.6 SBE Requirements After Award of the Contract

The successful bidder shall identify SBE subcontractors, suppliers and vendors on the subcontractor list in accordance with the specifications. The Contractor shall submit a detailed explanation of any variances between the listing of SBE subcontractors, vendors and/or suppliers on the subcontractor list and the Contractor's SBE Compliance Report for SBE participation.

No change in SBE subcontractors, vendors and/or suppliers from those SBEs indicated in the SBE Compliance Report will be allowed without prior approval from the Engineer and the Affirmative Action Division. The contractor shall submit in writing to the City of Madison Affirmative Action Division a request to change any SBE citing specific reasons which necessitate such a change. The Affirmative Action Division will use a general test of reasonableness in approving or rejecting the contractor's request for change. If the request is approved, the Contractor will make every effort to utilize another SBE if available.

The City will monitor the project to ensure that the actual percentage commitment to SBE firms is carried out.

2.7 SBE Definition and Eligibility Guidelines

A Small Business Enterprise is a business concern awarded certification by the City of Madison. For the purposes of this program a Small Business Enterprise is defined as:

- A. An independent business operated under a single management. The business may not be a subsidiary of any other business and the stock or ownership may not be held by any individual or any business operating in the same or a similar field. In determining whether an entity qualifies as a SBE, the City shall consider all factors relevant to being an independent business including, but not limited to, the date the business was established, adequacy of its resources for the work in which it proposes to involve itself, the degree to which financial, equipment leasing and other relationships exist with other ineligible firms in the same or similar lines of work. SBE owner(s) shall enjoy the customary incidents of ownership and shall share in the risks and profits commensurate with their enjoyment interests, as demonstrated by an examination of the substance rather than form or arrangements that may be reflected in its ownership documents.
- B. A business that has averaged no more than \$4.0 million in annual gross receipts over the prior three year period and the principal owner(s) do not have a personal net worth in excess of \$1.32 million.

Firm and/or individuals that submit fraudulent documents/testimony may be barred from doing business with the City and/or forfeit existing contracts.

SBE certification is valid for one (1) year unless revoked.

**FIRE STATION 9 ROOF REPLACEMENT
CONTRACT NO. 7757**

Small Business Enterprise Compliance Report

**This information may be submitted electronically through
Bid Express or submitted with bid in sealed envelope.**

Cover Sheet

Prime Bidder Information

Company: _____

Address: _____

Telephone Number: _____ Fax Number: _____

Contact Person/Title: _____

Prime Bidder Certification

I, _____, _____ of
Name Title

_____ certify that the information
Company

contained in this SBE Compliance Report is true and correct to the best of my knowledge and belief.

Witness' Signature

Bidder's Signature

Date

**FIRE STATION 9 ROOF REPLACEMENT
CONTRACT NO. 7757**

Small Business Enterprise Compliance Report

SBE Contact Report

Submit separate copy of this form for each SBE which you are not able to utilize towards meeting the SBE goal for this project. Attach separate sheets if necessary.

SBE Information

Company: _____

Address: _____

Telephone Number: _____

Contact Person/Title: _____

1. Outline below all efforts to solicit a bid from the above SBE. Include date, means of contact, who from your company made this contact and the result.

2. Describe the information provided to the aforementioned SBE regarding the scope of work for which he/she was to provide a bid.

Is this the same scope of work on which the subcontractor you intend to utilize based his/her bid?

Yes No

3. Did this SBE submit a bid? Yes No

4. Is the General Contractor pre-qualified to self-perform this category of work?

Yes No

5. If you responded "Yes" to Question 3, please check the items below which apply and provide the requested detail. If you responded "No" to Question 3, please skip ahead to item 6 below.

The SBE listed above is unavailable for work on this project for the following reasons. Provide specific detail for this conclusion.

The SBE listed above is unqualified for work on this project. Provide specific details for this conclusion.

The SBE listed above provided a price that was unreasonable (i.e. more than 5% above the lowest bidder). Provide specific detail for this conclusion including the SBE's price and the price of the subcontractor you intend to utilize.

A contract with the SBE listed above may constitute a breach of the bidder's collective bargaining agreements. Provide specific detail for this conclusion including, but not limited to, correspondence from the SBE indicating it will not sign a project labor agreement and/or correspondence from the applicable trade union indicating a project labor agreement will not be allowed at the time of project bidding.

Other; please specify reason(s) other than listed above which made it impossible for you to utilize this SBE on this project.

6. Describe any other good faith efforts:

SECTION D: SPECIAL PROVISIONS
FIRE STATION 9 ROOF REPLACEMENT
CONTRACT NO. 7757

It is the intent of these Special Provisions to set forth the final contractual intent as to the matter involved and shall prevail over the Standard Specifications and plans whenever in conflict therewith. In order that comparisons between the Special Provisions can be readily made, the numbering system for the Special Provisions is equivalent to that of the Specifications.

Whenever in these Specifications the term "Standard Specifications" appears, it shall be taken to refer to the City of Madison Standard Specifications for Public Works Construction and Supplements thereto.

SECTION 102.9 BIDDER'S UNDERSTANDING

Tax Exempt Status: Effective with all contracts executed after January 1, 2016, the sales price from the sale, storage, use or other consumption of tangible personal property that is used in conjunction with a public works improvement for a tax exempt entity (including the City of Madison), is exempt from State sales tax. Said property must become a component of the project owned by the tax exempt entity and includes: any building; shelter; parking lot; parking garage; athletic field; storm sewer; water supply system; or sewerage and waste water treatment facility, but does not include a highway, street or road.

The contractor shall ensure that the exemption for sales and use tax available under Wis. Stat. Sec. 77.54(9m) applies where available. The contractor shall provide all necessary documentation as required by the State of Wisconsin and the City of Madison to comply with this exemption.

SECTION 102.10 PREVAILING WAGE

For this project, payment of prevailing wages (white sheet) shall be required unless the box indicating prevailing wages are not required is checked below.

 Prevailing wages shall not be required when this box is checked.

If prevailing wages (white sheets) are required, the wages and benefits paid on the contract shall not be less than those specified in the Prevailing Wage Determination included with these contract documents for the following types of work:

- Building or Heavy Construction
- Sewer, Water, or Tunnel Construction
- Local Street or Miscellaneous Paving Construction
- Residential or Agricultural Construction

When multiple boxes are checked, worker's wages may vary according to the type and area of work performed. It is the responsibility of the Contractor to determine and apply the appropriate wage rate for the specific work assigned.

SECTION 102.12 BEST VALUE CONTRACTING

This Contract shall be considered a Best Value Contract if the Contractor's bid is equal to or greater than \$56,500 for a single trade contract; or equal to or greater than \$277,000 for a multi-trade contract pursuant to MGO 33.07(7).

SECTION 102.14 BAN THE BOX – ARREST AND CRIMINAL BACKGROUND CHECKS
(SEC. 39.08, MGO)

This provision applies to all prime contractors on contracts entered into on or after January 1, 2016, and all subcontractors who are required to meet prequalification requirements under MGO 33.07(7)(I), MGO

as of the first time they seek or renew pre-qualification status on or after January 1, 2016. The City will monitor compliance of subcontractors through the pre-qualification process.

- A. Definitions.** For purposes of this section, "Arrest and Conviction Record" includes, but is not limited to, information indicating that a person has been questioned, apprehended, taken into custody or detention, held for investigation, arrested, charged with, indicted or tried for any felony, misdemeanor or other offense pursuant to any law enforcement or military authority.

"Conviction record" includes, but is not limited to, information indicating that a person has been convicted of a felony, misdemeanor or other offense, placed on probation, fined, imprisoned or paroled pursuant to any law enforcement or military authority.

"Background Check" means the process of checking an applicant's arrest and conviction record, through any means.

- B. Requirements.** For the duration of this Contract, the Contractor shall:

1. Remove from all job application forms any questions, check boxes, or other inquiries regarding an applicant's arrest and conviction record, as defined herein.
2. Refrain from asking an applicant in any manner about their arrest or conviction record until after conditional offer of employment is made to the applicant in question.
3. Refrain from conducting a formal or informal background check or making any other inquiry using any privately or publicly available means of obtaining the arrest or conviction record of an applicant until after a conditional offer of employment is made to the applicant in question.
4. Make information about this ordinance available to applicants and existing employees, and post notices in prominent locations at the workplace with information about the ordinance and complaint procedure using language provided by the City.
5. Comply with all other provisions of Sec. 39.08, MGO.

- C. Exemptions:** This section shall not apply when:

1. Hiring for a position where certain convictions or violations are a bar to employment in that position under applicable law, or
2. Hiring a position for which information about criminal or arrest record, or a background check is required by law to be performed at a time or in a manner that would otherwise be prohibited by this ordinance, including a licensed trade or profession where the licensing authority explicitly authorizes or requires the inquiry in question.

To be exempt, Contractor has the burden of demonstrating that there is an applicable law or regulation that requires the hiring practice in question, if so, the contractor is exempt from all of the requirements of this ordinance for the position(s) in question.

ARTICLE 103 AWARD AND EXECUTION OF THE CONTRACT

The Contractor shall execute signing of the contract completely prior to **September 6, 2016**. No exceptions or extensions to the above date will be permitted.

ARTICLE 104 SCOPE OF WORK

This contract is for the removal and disposal of the existing roofing materials and the installation of new roofing materials to obtain a 30 year warranty on the complete system with an average insulation value of R-30.

The scope of work includes the furnishing of all labor, materials, equipment, tools, and other services necessary to complete the work in accordance with the intent of this contract. The Contractor shall use properly functioning equipment capable of performing the tasks required. The Contractor shall furnish workers who perform quality work and who are experienced and knowledgeable in the work proposed.

In addition the Contractor shall include all costs of permits, disposal, equipment rental, and any other costs whatsoever which may be required for the removal of all hazardous materials in accordance with the intent of this contract.

SECTION 104.1 LANDS FOR WORK

All lands for work shall be located at 201 N. Midvale Blvd. The exterior project limits shall be any sufficient space as required for the safe and efficient removal of roofing materials as identified within this contract document. In no case shall the contractor be allowed to cross over any of the property lines, encroach on public sidewalks or obstruct the driveway and parking area.

SECTION 104.2 INTENT AND COORDINATION OF CONTRACT DOCUMENTS

The contract documents are complimentary of each other and consist of all of the following:

- The City Standard Specification, 2016 Edition
- These Special Provisions
- All Addendums to the bidding documents
- Any supplemental instructions, details, or specifications issued during the course of the contract.
- Exhibit A – Contract information

SECTION 105.6: CONTRACTORS RESPONSIBILITY FOR WORK

The Contractor shall not take advantage of any discrepancy in the plans or specifications. This shall include but not be limited to apparent errors, omissions, and interpretations involving codes, regulations, and standards.

Any Contractor who identifies such a discrepancy during the bidding process shall notify the Architect of the discrepancy prior to the “Questions, Clarifications & Requests for Alternates Deadline” as indicated in Section A of the bid documents.

Any Contractor who identifies such a discrepancy during the abatement process shall immediately notify the City Project manager in writing and request clarification on how to proceed.

If a conflict exists within the Specifications or exists within the Drawings, the Contractor shall furnish the item, system, or workmanship, which is of the highest quality, largest, largest quantity or most closely fits the City’s intent.

SECTION 105.12: COOPERATION BY CONTRACTOR

The Contractor shall be responsible for coordinating the following events as needed:

- Pre-Installation Meetings
- Progress Meetings
- Other related construction milestones as needed

Whenever possible these events shall be planned and coordinated during the Bi-weekly Construction Progress meetings but in no case shall an event be scheduled with less than three (3) working days notice.

The contractor shall be responsible for coordinating these events with the following personnel:

- City Project Manager and other City Staff
- Sub-contractors as needed, this shall include any follow-on sub-contractor who may not be in the work flow but has a vested interest in access and installation.

Any corrections, relocations, or retesting required because the contractor did not properly coordinate the event with the required attendees shall be at the expense of the contractor.

SECTION 107.2 PROTECTION AND RESTORATION OF PROPERTY

The Contractor shall follow these general guidelines while performing work associated with this contract:

- External Demolition The Contractor shall be responsible for providing and installing materials of sufficient quality and strength to provide temporary security/weather tightness/animal resistance until such time as the permanent roofing materials have been installed and the building is water tight.

The Contractor shall be responsible for protecting all mature trees including limbs and braches during the removal of any external materials. This shall include the use of any equipment required to assist in proper removal of materials.

SECTION 107.4(i) INSURANCE FOR THE CONSTRUCTION OF BUILDINGS

The City will effect and maintain, Builder's Risk Insurance on a replacement cost basis in an amount equal to the estimated project cost. Coverage includes the building as well as materials stored on the site to be incorporated in the building, including form work in place, form lumber on site, temporary structures, equipment and supplies incidental to the construction of the building. The City's Builders Risk coverage is written on a per building basis and contains a \$25,000 per occurrence deductible. If a loss under the City's Builders Risk policy is caused by the negligence of the Contractor or its Subcontractor(s), the Contractor will be responsible for paying the City's \$25,000 deductible. The City Engineer has the authority to withhold such deductible from payments due to Contractor. In addition, City Engineer, in his/her sole authority, will determine whether the Contractor was negligent in causing the loss and therefore is responsible for the City's deductible.

The insured loss, if any, is to be adjusted with and payable to the City.

SECTION 109.7 TIME OF COMPLETION

Work shall begin only after the contract is completely executed and the start work letter is received.

The Contractor shall start work no earlier than **October 3, 2016** and complete no later than **August 1, 2017**. The total time for completion of this contract shall be **sixty (60) calendar days** from the actual start of work. This shall include all minor punch list items, final Inspections and all final copies of contract deliverables being submitted to the appropriate agency.

POINTS OF CONTACT

The Construction Manager for City Engineering, Facility Management for this contract is:

Dave Schaller
PH: (608) 243-5891
Email: dschaller@cityofmadison.com
210 Martin Luther King Jr Blvd
Room 115
Madison, WI 53703

SECTION 01 00 00
CITY OF MADISON-GENERAL REQUIREMENT FOR FIRE STATION #9 ROOF PEPLACEMENT

Contents

PART 1 – GENERAL	1
1.1. SCOPE	1
1.2. PRE-BID INFORMATION	1
1.3. CONTACTS	2
1.4. QUALIFICATIONS OF BIDDER	2
1.5. WORK BY THE OWNER AND OWNER FURNISHED EQUIPMENT.....	2
1.6. WORK BY THE OWNER AND OWNER FURNISHED EQUIPMENT.....	2
1.7. PROVISIONS FOR FUTURE WORK.....	2
1.8. SPECIAL SITE CONDITIONS.....	2
1.9. ALTERNATES	2
1.10. STANDARD SPECIFICATIONS.....	3
1.11. GENERAL REQUIREMENTS	3
1.12. CONTRACTOR’S RESPONSIBILITY PRIOR BIDDING	3
1.13. PAYMENT AND CHANGE ORDERS.....	4
1.14. COOPERATION AND RESPONSIBILITIES BETWEEN TRADES	4
1.15. SUBMITTALS	4
1.16. GUARANTEES.....	5
1.17. SCHEDULE OF OPERATIONS.....	5
1.18. DRAWINGS, SPECIFICATIONS AND OTHER DOCUMENTS.....	5
1.19. QUALITY ASSURANCE	6
1.20. CODES AND PERMITS.....	8
1.21. ENVIRONMENT, SAFETY AND HEALTH (EHS).....	9
1.22. STAIRS, SCAFFOLDS, HOISTS, ELEVATORS OR CRANES	13
1.23. SAFEGUARDS - EXISTING EQUIPMENT, UNDERGROUND UTILITIES AND ARTIFACTS	13
1.24. OPERATION AND MAINTENANCE DATA	13
1.25. ACCESS PANELS AND DOORS.....	14
1.26. LOOSE AND DETACHABLE PARTS.....	14
PART 2 – PRODUCTS	15
2.1. SPECIFIED ITEMS - SUBSTITUTES.....	15
2.2. APPROVED TESTING LABORATORIES	15
2.3. HAZARDOUS SUBSTANCES.....	15
2.4. BARRICADES, SIGNS, WARNING DEVICES, AND TEMPORARY PLASTIC BARRIERS.....	17
2.5. SEALING AND FIRESTOPPING.....	17
PART 3 – EXECUTION	17
3.1. PROJECT MEETINGS.....	17
3.2. CONTINUITY OF SERVICE, TRAFFIC, SHUTDOWN AND ACCESS.....	17
3.3. DEMOLITION.....	18
3.4. TEMPORARY CONSTRUCTION.....	20
3.5. INSTALLATION.....	20
3.6. DELIVERY, STORAGE AND HANDLING OF MATERIALS.....	21
3.7. CONCRETE WORK	21
3.8. OPENINGS, SLEEVES, CUTTING, STRUCTURAL ATTACHMENT, PATCHING AND PAINTING	22
3.9. IDENTIFICATION.....	22
3.10. TRAINING AND DEMONSTRATION.....	23
3.11. TESTS, PUNCH LIST AND FINAL ACCEPTANCE	24
3.12. CLEANING	25
APPENDIX A - WASTE MATERIALS ESTIMATING SHEET	27
APPENDIX B - LANDFILL LOG.....	28
APPENDIX C - WASTE DIVERSION LOG.....	29

PART 1 – GENERAL

1.1. SCOPE

Work for this project shall consist of the following:

- **Remove the existing roofing systems.**
- **Install polyisocyanurate insulation to increase the thermal R-value and increase of slope of the roof to achieve 30 year warranty.**
- **Install a 30 year EPDM roofing system with 30 year warranty per specifications.**
- **Replace the existing roof drains and provide perimeter roof scuppers as required by approved design.**
- **Increase the height of the roof edge metal to accommodate the added thickness of insulation to achieve a 30 year roof warranty. Increase the height of the roof edge fire treated wood blocking if necessary.**

- This is a summary of the scope of work and is not intended to include all work. The contractor shall provide all additional work required to provide a 30 year warranted roofing system .

1.2. PRE-BID INFORMATION

- A. There will be a pre-bid tour of the existing building on **Monday July 11, 2016 at 10:00 am** to provide bidders the opportunity to acquaint themselves with the project. A representative from the designer's office will be present to take questions that will be answered by addendum.

Due to this document being published after the pre-bid site visit on Monday July 11, 2016, any contractor desiring a pre-bid site visit shall call the City Construction Manager, Dave Schaller at 608-243-5891 to schedule a site visit prior to Friday July 22, 2016.

1.3. CONTACTS

- A. Send all pre-bid inquiries to the owner's project management
- B. The owner's designee for project management:
 - 1. Dave Schaller
 - 2. Company: City of Madison
 - 3. Address: Room 115, 210 Martin Luther King Jr. Blvd.
 - 4. Phone: 608-243-5891
 - 5. Email: dschaller@cityofmadison.com
- C. The owner's designee for architecture and engineering is:
 - 1. Dave Schaller
 - 2. Company: City of Madison
 - 3. Address: Room 115, 210 Martin Luther King Jr. Blvd.
 - 4. Phone: 608-243-5891
 - 5. Email: dschaller@cityofmadison.com

1.4. QUALIFICATIONS OF BIDDER

- A. By submitting the bid, the bidder and each subcontractor certifies as to meeting the following requirements:
 - 1. Has completed one projects of at least 50% of the size or value of the division of work being bid and the type of work completed is similar to that being bid. Additional requirements will be described in the appropriate technical section of these specifications.
 - 2. Has access to all necessary equipment and has organizational capacity and technical competence necessary to do the work properly and expeditiously.
 - 3. Maintains a permanent place of business.

1.5. WORK BY THE OWNER AND OWNER FURNISHED EQUIPMENT

- A. **The contractor shall assume that asbestos containing material will be found in the original roofing system. Removal of this material shall be completed by the roofing contractor under this contract. The roofing contractor shall be a State of Wisconsin exterior certified asbestos roofing contractor with State of Wisconsin exterior certified asbestos workers.**

1.6. PROVISIONS FOR FUTURE WORK

- A. Do not disconnect any electrical circuits that are part of the emergency power system. If such circuit is specified on labeled on the drawings as to be disconnected or removed, verify with owner.

1.7. PROVISIONS OF FUTURE WORK

- A. Do not disconnect any electrical circuits that are part of the emergency power system. If such circuit is specified or labeled on drawings as to be disconnected or removed, verify with owner.

1.8. SPECIAL SITE CONDITIONS

- A. Unless otherwise noted, construction operations shall be limited to the hours between **7:30 a.m. and 6:00 p.m.**, Mondays through Fridays, except for holidays. A request must be made to the owner forty-eight hours in advance for approval of work days or hours other than those stated above. Compliance is required with applicable Noise Ordinances.
- B. TOILETS:
 - 1. The Contractor shall provide and maintain sanitary temporary toilets, located where directed by the owner, in sufficient number required for the labor force employed. The toilets shall comply with International Building Code Chapter 29 on Plumbing Systems. Toilets shall be self-contained chemical type.
 - 2. The Contractor shall maintain the temporary toilets in a sanitary condition at all times and shall supply toilet paper until completion of the job.

1.9. ALTERNATES

- A. Not applicable

1 **1.10. STANDARD SPECIFICATIONS**

2 A. The City of Madison Standard Publications for Public Works Construction (Edition at publication date of this bid) forms a
3 part of these contract documents as if attached hereto. These Standard Specifications are available from the City Engineer,
4 City Engineering Division, Room 115, City County Building, 210 Martin Luther King Jr. Blvd., Madison, WI 53710 or electroni-
5 cally from the City Website <http://www.cityofmadison.com/business/pw/specs.cfm>. The Contractor shall review these
6 standard specifications prior to preparation of proposal for the work to be done under this contract. Failure to do so does
7 not relieve the Contractor from meeting all requirements.
8

9 **1.11. GENERAL REQUIREMENTS**

- 10 A. All articles in these General Requirements are applicable to all Divisions fully as if repeated within that Division. The Condi-
11 tions of the Contract, General and Supplementary General Conditions, and these General Requirements shall apply to the
12 Contractor engaged in this work. Items listed under Scope of Work are not necessarily all inclusive. These specifications and
13 drawings are intended to include everything necessary to perform the entire work properly. Every item necessarily required
14 might not be specifically mentioned or shown. Unless expressly stated, all systems and equipment shall be complete and
15 operable. All devices and installation methods necessary for a functioning system are considered included in this contract
16 even if a detail is missing or unclear. The words “furnish”, “install”, “as required”, and “provide” shall mean the same in a
17 sense that the Contractor shall furnish and install all the necessary materials, apparatus, and devices to complete the
18 equipment and systems installation herein specified, except such parts as are specifically exempted herein. This also in-
19 cludes that the contractor demolishes and disposes of an existing item if demolition is required to install the new item, even
20 if demolition drawings or specification don’t mention demolition of the specific item. If an item is either called for in the
21 specifications or shown on the plans, it shall be considered sufficient for the inclusion of said item in this contract.
- 22 B. The terms “city”, “owner”, city engineer” and “project manager” are used interchangeably. The terms “contractor”, “sub-
23 contractor” and “general contractor” are used interchangeably.
- 24 C. Portions of these specifications are of the abbreviated, simplified type and may include incomplete sentences. Omissions of
25 words or phrases such as “the Contractor shall”, “in conformity with”, “shall be”, “as noted on the drawings”, “in accord-
26 ance with details”, are intentional. Omitted words or phrases shall be supplied by inference in the same manner, as they
27 are when a note occurs on the drawings. Such terms as approved, reviewed, equal, as directed, , as permitted, acceptable,
28 satisfactory mean by or to the owner.
- 29 D. If a conflict exists within the Specifications or exists within the Drawings, the Contractor shall furnish the item, system, or
30 workmanship, which is the highest quality, largest, largest quantity or most closely fits the owner’s intent. Materials and
31 labor shall be new (unless noted or stated otherwise), first class, and workmanlike, and shall be subject at all times to the
32 owner’s inspections, tests and approval from the commencement until the acceptance of the completed work. Whenever a
33 particular manufacturer’s product is named, it is intended to establish a level of quality and performance requirements un-
34 less more explicit restrictions are stated to apply. It must be understood that the details and drawings are diagrammatic.
35 The Contractor shall verify all dimensions at the site and be responsible for their accuracy. If items are too large to fit into
36 existing space Contractor shall provide smaller model of same type upon approval by owner at no cost to owner. All sizes as
37 given are minimum except as noted. Prior to bidding, bidder must visit site to become familiar and verify existing condi-
38 tions. Failure to do so does not relieve the bidder from the responsibility to verify existing conditions, to point out errors in
39 drawings or specifications or code violations.
- 40 E. The area to be set aside for the work under this contract is shown on the drawings, and the Contractor shall confine the
41 construction to the immediate area within the construction limits. The Contractor shall immediately upon entering the site
42 for purpose of beginning work, locate general reference points and take such action as is necessary to prevent their de-
43 struction. The Contractor shall lay out its work and be responsible for all lines, elevations and measurements of the build-
44 ing and other work executed under its Contract. The Contractor must exercise proper precaution to verify dimensions on
45 the drawings before laying out work and will be held responsible for any error resulting from failure to exercise such pre-
46 caution. The Contractor shall verify grades, lines, levels, locations, and dimensions as shown on drawings and report any er-
47 rors or inconsistencies to owner before commencing work. Starting of work by the Contractor shall imply acceptance of ex-
48 isting conditions. Confine all operations, equipment, apparatus and storage of materials, to the immediate area of work to
49 the greatest possible extent. Contractor shall ascertain, observe and comply with all rules and regulations in effect on the
50 project site, including but not limited to parking and traffic regulations, use of walks, security restrictions and hours of al-
51 lowable ingress and egress. Any special traffic control during construction involving lane closures shall be in accordance
52 with the federal standard, Manual of Uniform Traffic Control Devices.
- 53 F. The work site shall be kept clean and neat at all times. Accumulation of debris shall be avoided and all new equipment and
54 material shall be stored neatly and protected. Failure to comply will result in the contractor responsible for the disorderly
55 conditions to be removed from job site.
- 56 G. Owner will not furnish Watchpersons. The Contractor shall provide such precautionary measures, to include the furnishing
57 of watchpersons if deemed necessary, to protect persons and property from damage or loss where the Contractor’s work is
58 involved. The contractor is responsible for securing any material stored on site. In case of theft or damage
59

60 **1.12. CONTRACTOR’S RESPONSIBILITY PRIOR BIDDING**

61 A. Bidders shall bring inadequacies, omissions or conflicts to owner’s attention at least ten (10) days before the date set for
62 bid submission. Prompt clarification will be supplied to all bidders of record by addendum. Failure to request clarification or
63 interpretation of the drawings and specifications will not relieve the successful Bidder of responsibility. Signing of the con-
64 tract will be considered as implicitly denoting that the Contractor has thorough understanding of the scope of work, existing
65 conditions, and comprehension of the contract documents. Owner is not responsible for verbal instructions.

- 1 B. During bidding time owner will allow contractors to visit the site to familiarize themselves with the existing conditions and
2 to ask questions for clarification. Failure to attend the scheduled walkthrough implies that the contractor accepts all exist-
3 ing conditions and includes all work to handle existing conditions in his bid price.
- 4 C. Prior bidding, bidder must obtain information on payment conditions, discounts, shipping charges, and other cost from
5 vendor and/or manufacturer of the products specified.
6

7 **1.13. PAYMENT AND CHANGE ORDERS**

- 8 A. PAYMENTS: will be made based on progress of work. No payments will be made for occurred overhead cost that did not
9 materialize in actual installation. Examples of cost to the contractor that is not part of partial payment are project manage-
10 ment cost, bond cost etc. These cost will be covered proportionally for actual work done on site. No payments shall be
11 made for material that is not installed.
- 12 B. PAY APPLICATION: The Contractor is responsible for providing the Owner partial payment applications on form AIA Docu-
13 ment G702 Application for Payment and AIA Document G703 Continuation Sheet (with schedule of values). Before the
14 first Application for Payment, the Contractor shall submit to the A/E a schedule of values of the various portions of the
15 Work, including quantities if required by the A/E aggregating the total Contract Sum, divided so as to facilitate payments to
16 Subcontractors. Prepare a schedule of values in such form and supported by such substantiating data as the A/E and Owner
17 may require. Each item in the schedule of values shall include its proper share of overhead and profit. This schedule, when
18 approved by the A/E, shall be used only as a basis for reviewing the Contractor's Applications for Payment.
- 19 C. CHANGE ORDERS: Changes only will be accepted if approved prior work done. No payment shall be made if contractor if
20 contractor commences work without a cost is agreed on. In case of field change orders a price range has to be agreed on at
21 minimum. If contractor does not provide cost before the additional work is done, it is assumed the contractor agreed that
22 this work was part of the original contract.
- 23 D. CHANGE ORDER MARKUP: Contractor shall supply all documentation for evaluation of reasonableness of change order
24 price. These include but are not limited to subcontractor quotes, supplier quotes, time estimates and others. Markup on
25 subcontractor price shall not exceed the value allowed by the Standard Specifications referenced in this contract. This
26 markup will cover all the contractor expenses including added bond, insurance and other cost.
27

28 **1.14. COOPERATION AND RESPONSIBILITIES BETWEEN TRADES**

- 29 A. The Contractor assumes responsibility for all work specified in this contract except for work explicitly noted as be done by
30 owner or a Contractor separately hired by owner. The Contractor coordinate the work of all trades on the project. If plans
31 or specifications designate parts of the work to be done by a specific trade it is meant as a suggestion only. It is up to the
32 trades to agree on division of work and cost. Any work not done by a subcontractor will be the responsibility of the contrac-
33 tor (general contractor, party the owner is in contract with).
- 34 B. All Contractors shall work in cooperation with the Contractor and with each other, and fit their work into the structure as
35 job conditions may demand. Owner shall make all final decisions as to the right-of-way and run of pipe, ducts, etc., at pre-
36 arranged meetings with responsible representatives of the Contractors involved. Contractor(s) shall coordinate the work
37 with adjacent work with other Contractors prior to installation and shall cooperate with all other trades to facilitate the
38 general progress of the work. The Contractor shall coordinate and schedule the work of all its subcontractors, and shall
39 furnish all information required by them for proper scheduling and execution of the work. In the same manner, the Con-
40 tractor shall coordinate the work with that of owner, and any other Contractor operating in the area, including reasonable
41 adjustments of schedule in order to allow other Contractors or the owner to do their work. Any installed work that is not
42 coordinated and that interferes with other Contractor's work shall be removed or relocated at the Contractor's expense.
- 43 C. In case it is indicated which trade is responsible for which work, this is meant as a suggestion and it is the Contractor's re-
44 sponsibility in its contracts with subcontractors to clarify who ultimately will do the work. If conflicts arise between the Con-
45 tractor and subcontractor about who is responsible for which work to be done it is the Contractor's responsibility to make
46 sure the work gets done in time even if the dispute between Contractor and subcontractor gets settled later.
- 47 D. Unless specifically noted in the plans and specifications as work done by owner, or materials furnished by owner, the con-
48 tractor shall assume the responsibilities of work and materials for this contract. The contractor shall furnish any apparatus,
49 alliance, material, or labor that may be necessary to complete the work, in accordance with the intent of this contract. The
50 contractor shall use properly functioning equipment capable of performing the task required. The contractor shall furnish
51 workers who perform quality work and who are experienced and knowledgeable in the work proposed. The contractor
52 shall also coordinate work being done by others into the contract schedule. This includes, but is not limited to, work being
53 done by other city agencies.
54

55 **1.15. SUBMITTALS**

- 56 A. Documents have to be submitted in electronic form (PDF) as described elsewhere in addition to hardcopies no later than 3
57 business days after start work letter is issued. Owner will review, and process shop drawings and other required submittals
58 with reasonable promptness. No delay will be allowed in the progress of the job attributable to Contractor's failure to sup-
59 ply submittals in time. PDF shall be in good quality in electronic original from manufacturer. Scanned PDF are not accepta-
60 ble.
- 61 B. The Contractor shall submit three (3) prints of all shop drawings, submittal data consisting of brochures, catalogs, material
62 lists, wiring diagrams, Material Safety Data Sheets (MSDS), samples, erection drawings, and equipment layouts for review
63 by owner. General catalog sheets showing a series of the same device is not acceptable unless the specific model is clearly
64 marked. Each submittal shall be provided together with a transmittal letter or form. Each original transmittal shall be as-
65 signed a transmittal number. The number shall begin with the first initial of the name of the Contractor's firm followed by a

- 1 serial number. The re-submittals shall indicate the same number with numerical suffix in sequence. Each transmittal shall
2 itemize the enclosures and indicate the distribution of the transmittal and the enclosures. The following information shall
3 be included on all submitted documents: Agency/Location/Address obtained, project number, building name, project name.
4 Submittals shall be grouped to include complete submittals of related systems, products, and accessories in a single submit-
5 tal. Mark dimensions and values in units to match those specified. Include wiring diagrams of electrically powered equip-
6 ment.
- 7 C. Submit all original documents providing information regarding sustainability requirements including but not limited to recy-
8 cled content, VOC, certified wood, disposal certificates and transportation distance. Contractor is required to prove that
9 material and methods used meet all requirements specified elsewhere.
- 10 D. Owner will return the marked and stamped drawings together with transmittal letter or form to Contractor. If re-submittal
11 is required, owner will so note and Contractor shall make another submission for review after correction resolving the re-
12 view comments on the prior submittals. The above procedure shall be repeated until owner favorably reviews the submit-
13 tal. The submittals must be approved before material is ordered and fabrication is authorized.
- 14 E. Owner's favorable review of shop drawings and other submittals shall not relieve the Contractor of responsibility for devia-
15 tions from drawings or specifications, unless the Contractor has in writing called the owner's attention to such deviations at
16 the time of submission, and the owner has acknowledged in writing such deviations; nor shall it relieve the Contractor from
17 responsibility for errors of any sort in such drawings. If deviations, discrepancies, or conflicts between shop drawing submit-
18 tals and the drawings and specifications are discovered either prior to or after the shop drawing submittals are reviewed by
19 owner, the drawings and specifications shall control and shall be followed. The Contractor shall be responsible for and shall
20 check the correctness of all documents including those subcontractors prior to submitting them to owner for review.
- 21 F. The Contractor shall furnish prints of the favorably reviewed final shop drawings, erection drawings, equipment layouts and
22 vendor data to subcontractors and suppliers for the proper coordination of their work. The Contractor shall keep one (1)
23 complete set of the above documents at the job site for the use by owner.
- 24 G. After the completion of the project, and prior to final payment, submit:
- 25 1. One (1) copy of the Waste Manifest Records to the owner, if required in accordance with "Safety and Environment" Re-
26 quirements Article "HAZARDOUS SUBSTANCES".
- 27 2. The original and one (1) copy of all guarantee/warranty documents.

28 29 **1.16. GUARANTEES**

- 30 A. All work, material and equipment is guaranteed by the Contractor to be free of faults for at least one year or longer if speci-
31 fied elsewhere. This year begins from the date of final acceptance from owner. The Contractor agrees to return to the pro-
32 ject and commence work as directed upon notification by owner and will furnish at his own expense all necessary labor and
33 material to make proper repairs or corrections made necessary by defective material or inferior workmanship furnished or
34 performed under this contract. If a subcontractor is not complying, the Contractor is held responsible.
- 35 B. All corrections and repairs are to be made no more than 30 days after notification of the Contractor for equipment and
36 material that is not critical to the operation of the building. Critical equipment and material, including but not limited to
37 HVAC, roofing, electrical, elevator, shall be repaired or brought into temporary and safe working condition in less than 7
38 days and temporary alternatives have to be provided by the Contractor if function is critical for use of the facility. If Con-
39 tractor fails to do so the owner reserves the right to perform the work himself or subcontract a different Contractor and
40 charge the Contractor the full cost of the repair and correction and cost of any material, rental fee, labor and equipment to
41 provide temporary relief and protection to enable safe operation of the building.
- 42 C. All equipment and material warranty by the manufacturer that lasts longer than the 1-year warranty by the contractor re-
43 quires sufficient documentation acceptable by the manufacturer to honor the warranty beyond the first year. documents
44 required include manufacturer's warranty certification for this specific material and equipment at the job site, purchase or-
45 ders or any other documents that will be required beyond the first year for the manufacturer to honor warranty.

46 47 **1.17. SCHEDULE OF OPERATIONS**

- 48 A. Within 5 calendar days after the effective date of Start Work Letter, the Contractor shall provide a installation schedule.
- 49 B. Install work in phases to accommodate owner 's occupancy requirements. During the construction period coordinate on a
50 daily basis, all operations with the owner and City Project Manager.
- 51 C. After the initial submittal, the Contractor shall update the schedule weekly by entering actual progress for the period.

52 53 **1.18. DRAWINGS, SPECIFICATIONS AND OTHER DOCUMENTS**

- 54 A. Drawings indicate approximate locations of the various items. These items are shown approximately to scale and attempt
55 to show how these items should be integrated with building construction. Locate all the various items on-the-job measure-
56 ments in conformance with code and cooperation with other trades. Before locating items, confer with the owner as to de-
57 sired location in the various areas. In no case items shall be located by scaling drawings. Contractor must relocate items and
58 bear cost of redoing work or other trades' work necessitated by failure to comply with this requirement.
- 59 B. Demolition drawings, location, circuit numbers, number and type of fixtures, type of mounting and control devices may not
60 be correct. All sizes are approximations and have to be field-verified by contractor. In case of a discrepancy within and be-
61 tween the drawings that would cause and awkward or improper installation the engineer has to be notified for clarification
62 prior to installation. Any work in conflict with the drawings shall be corrected at contractor's expense and at no cost to the
63 owner. Contractor shall determine if scheduled devices fit into space and shall advice if not BEFORE ordering fixtures or de-
64 vices.

- 1 C. Information pertaining to existing conditions that are described in the specifications or appear on the drawings is based on
2 available records. While such data has been collected with reasonable care, there is no expressed or implied guarantee
3 that conditions so indicated are entirely representative of those actually existing. This information is provided to inform the
4 Contractor of known, existing conditions so that due diligence is taken by the Contractor to avoid damage. Where site ob-
5 servation or documents indicate existing underground utilities/services in close proximity (within four feet horizontally
6 and/or four feet vertically) to necessary new construction work, the Contractor shall be responsible to test, probe or oth-
7 erwise determine exact locations so as to prevent damage to such utilities/services.
- 8 D. Standard References such as ANSI, AASHO, AWWA, AISC, Commercial Standards, Federal Specifications, NEMA, UL, and the
9 like incorporated in the requirements by reference shall be those of the latest edition at time of receiving bids, unless oth-
10 erwise specified. The manufacturers, producers and their agents of required materials shall have such specifications availa-
11 ble for reference and are fully familiar with their requirements as pertains to their product or material.
- 12 E. The Contractor shall not take advantage of any apparent error or omission in the plans or specifications, and the owner
13 shall be permitted to make such corrections and interpretations as may be deemed necessary for the fulfillment of the in-
14 tent of the plans and specifications.
- 15 F. In addition to verifying at the site all measurements shown on the Drawings, Contractor shall consult the Drawings and
16 Specifications of related work or existing construction that may in any manner affect the work of this contract. Contractor
17 shall promptly report to the owner, in writing, any errors, omissions, violations, or inconsistencies that may be discovered
18 as a result of such verifications; otherwise, it shall be understood that Contractor accepts all such related data and condi-
19 tions without reservations.
- 20 G. Each trade shall keep one set of plans and specifications on site. In addition construction bulletins, change orders etc. as
21 applicable to the trades shall be on site.
- 22 H. It shall be the responsibility of the Contractor to submit to the owner within ten (10) days after final inspection, one com-
23 plete marked-up set of contract drawings fully illustrating all revisions made by all the crafts in the course of the work. This
24 shall include all field changes, adjustments, variances, substitutions and deletions, whether covered by Change Order or
25 not. Underground utility installations must be located precisely as constructed on the marked-up drawings. Contractor shall
26 mark up changes for as-built drawings on a daily base.
- 27 I. Layout of existing piping, conduits, and locations of equipment are shown as exactly as could be determined during design
28 of the facilities; but their accuracy, particularly when such layouts and drawings are schematic, cannot be guaranteed. Con-
29 tractor shall check all Specifications including the Drawings for possible interference with electrical, mechanical, and struc-
30 tural details, as well as interference with existing building or equipment, and shall notify the owner of the interference for
31 resolution of the interference before commencing work. Any completed work that interferes shall be corrected by Contrac-
32 tor at Contractor expense so that the original design can be followed.
- 33 J. Electronic design files may be provided by the owner at its digression as they are needed for the contractor to perform the
34 work. Contractor shall use electronic design files on their own risk and assume all liability. Electronic documents are not
35 contract documents and significant discrepancies may exist between these electronic files and contract documents and ac-
36 tual site conditions.
- 37 K. Contractor shall provide list with all equipment installed. This list shall contain, but not limited to, type, make and special
38 product key and number. For grant purposes the contractor may have to provide detailed information about equipment in-
39 stalled and labor provided to third party institutions, such as Focus on Energy.
- 40 L. Using datum, the lot lines and present levels have been established as shown on the drawings. Other grades, lines, levels
41 and benchmarks, shall be established and maintained by the Contractor, who shall be responsible for them. As work pro-
42 gresses, the Contractor shall lay out on forms and floor, the locations of all partitions, walls and fix column centerlines as a
43 guide to all trades. The Contractor shall make provision to preserve property line stakes, benchmarks, or datum point. If
44 any are lost, displaced or disturbed through neglect of any Contractor, Contractor's agents or employees, the Contractor re-
45 sponsible shall pay the cost of restoration.

46 47 **1.19. QUALITY ASSURANCE**

- 48 A. Any installed material not meeting the specification requirements must be replaced with material that meets these specifi-
49 cations without additional cost to owner.
- 50 B. All products and materials used are to be new, undamaged, clean and in good condition. Existing products and materials
51 are not to be reused unless specifically indicated.
- 52 C. Where equipment or accessories are used which differ in arrangement, configuration, dimensions, ratings, or engineering
53 parameters from those indicated on the contract documents, the Contractor is responsible for all costs involved in integrat-
54 ing the equipment or accessories into the system and for obtaining the performance from the system into which these
55 items are placed. This may include changes found necessary during the testing, adjusting, and balancing phase of the pro-
56 ject.
- 57 D. Welding procedures, welders, and welding operators for all building service piping to be in accordance with certified weld-
58 ing procedures of the National Certified Pipe Welding Bureau and Section 927.5 of ASME B31.9 Building Services Piping or
59 AWS 10.9 Qualification of Welding Procedures and Welders for Piping and Tubing. Before any metallic welding is per-
60 formed, Contractor to submit his Standard Welding Procedure Specification together with the Procedure Qualification Rec-
61 ord as required by Section 927.6 of ASME B31.9 Building Services Piping. Before any metallic welding is performed, Contrac-
62 tor to submit his Standard Welding Procedure Specification together with the Procedure Qualification Record as required by
63 Section IX of the ASME Boiler and Pressure Vessel Code and/or the National Certified Pipe Welding Bureau. Before any pol-
64 yethylene fusion welding is performed, Contractor to submit certification that the welders to be used on this project have

- 1 successfully demonstrated proper welding procedures in accordance with the Code of Federal Regulations, Title 49, Part
2 192, Section 192.285.
- 3 E. Contractor shall assume the responsibility for the protection of all finished construction under the Contract and shall repair
4 and restore any and all damage of finished work to its original state. Wheeling of any loads over any type of floor, either
5 with or without plank protection, will be permitted only in rubber-tired wheelbarrows, buggies, trucks or dollies. Where
6 structural concrete is also the finished surface, care must be taken to avoid marking or damaging those surfaces. All struc-
7 tures and equipment shall be constructed, installed and operated with guards, controls and other devices in place.
- 8 F. Contractor shall obtain complete data at the site and inspect surfaces that are to receive the Work before proceeding with
9 fabricating, assembling, fitting or erecting any work under this contract. Contractor shall notify owner in writing in case of
10 discrepancies between existing work and drawings, and of any defects in such surfaces that are to receive the Contractor's
11 work. Owner will evaluate the notice and direct what remedial action will be taken.
- 12 G. Starting of work implies acceptance of existing work or the work of others. Removal and replacement of work applied to
13 defective surfaces, in order to correct defects, shall be done at the expense of the Contractor who applied work to defec-
14 tive surfaces.
- 15 H. For outdoor work the Contractor shall:
- 16 1. Provide, erect and maintain all required planking, barricades, guard rails, temporary walkways, etc., of sufficient size
17 and strength necessary for protection of stored material and equipment; paved surfaces, walks, curbs, gutters and
18 drives; streets adjacent to or within project area; adjoining property and all project work to prevent accidents to the
19 public and the workmen at the job site.
 - 20 2. Notify adjacent property owners if their property interferes with the work so that arrangements for proper protection
21 can be made.
 - 22 3. Provide and maintain proper shoring and bracing to prevent earth from caving or washing into the building excavation.
23 Provide temporary protection around openings through floors and roofs, including elevator openings, stairwells, and
24 edge of slabs.
 - 25 4. Provide and maintain proper shoring and bracing for existing underground utilities, sewers, etc., encountered during
26 excavation work, to protect them from collapse or other type of damage until such time as they are to be removed, in-
27 corporated into the new work, or can be properly backfilled upon completion of new work.
 - 28 5. Provide protection against rain, snow, wind, ice, storms, or heat to maintain all work, materials, apparatus, and fixtures,
29 incorporated in the work or stored on the site, free from injury or damage. At the end of the day's work, cover all new
30 work likely to be damaged. Remove snow and ice as necessary for safety and proper execution of the work.
 - 31 6. Protect the building and foundations from damage at all times from rain, ground water and back up from drains or
32 sewers. Provide all equipment and enclosures as necessary to provide this protection.
 - 33 7. Damaged property shall be repaired or replaced in order to return it to its original condition. Damaged lawns shall be
34 replaced with sod.
 - 35 8. Protect materials, work and equipment, not normally covered by above protection, until construction proceeds to a
36 point where the general building protection of the area where located, dispenses with the necessity therefore. Protect
37 work outside of the building lines such as trenches and open excavations, as specified above.
 - 38 9. Take all necessary precautions to protect owner 's property as well as adjacent property, including trees, shrubs, build-
39 ings, sanitary and storm sewers, water piping, gas piping, electric conduit or cable, etc., from any and all damage which
40 may result due to work on this project.
 - 41 10. Repair work outside of property line in accordance with the requirements of the authority having jurisdiction.
 - 42 11. Repair any work, damaged by failure to provide proper and adequate protection, to its original state to the satisfaction
43 of owner or remove and replace with new work at the Contractor's expense.
 - 44 12. Protect trees indicated on the drawings to remain and trees in locations that would not interfere with new construc-
45 tion, from all damage. Do not injure trunks, branches, or roots of trees that are to remain. Do cutting and trimming on-
46 ly as approved and as directed by owner. The value of trees destroyed or damaged will be charged against the account
47 of the Contractor responsible for the damage in an amount equal to the expense of replacing the trees with those of
48 similar kind and size.
- 49 I. The contractor shall be fully responsible for inspecting the work of its suppliers, and subcontractors to assure that the work
50 complies with the standards for materials and workmanship required by the contract documents. The Contractor shall:
- 51 1. Monitor quality control over subcontractors, suppliers, manufacturers, products, services, site conditions, and work-
52 manship, to produce work of the quality specified in the contract documents.
 - 53 2. Comply fully with manufacturer's instructions, including each step in sequence.
 - 54 3. Request clarification from owner before proceeding with work when manufacturers' instructions or reference stand-
55 ards conflict with Subcontract Documents.
 - 56 4. Comply with specified standards as a minimum quality for the work except when more stringent tolerances, codes, or
57 manufactures instructions require more precise workmanship.
 - 58 5. Ensure that work is performed by persons specializing in the specific trade and class of work required, and qualified to
59 produce workmanship of specified quality.
 - 60 6. Secure products in place with positive anchorage devices designed and sized to withstand seismic, static and dynamic
61 loading, vibration, physical distortion or disfigurement.
- 62 J. If reference standards or manufacturers' instructions contain provisions that would alter or are at variance with relation-
63 ships between the parties to the contract set forth in the contract Documents, the provisions in the contract Documents
64 shall take precedence.

- 1 K. When required by individual Specification sections, Contractor shall provide the following services from a manufacturer's
2 representative:
- 3 1. Review of Specifications and design and concurrence or suggestions for modification.
 - 4 2. Site observation of conditions of use and substrate.
 - 5 3. Observation of the installation work in progress and on completion.
 - 6 4. Start up, testing, and adjustment of equipment.
 - 7 5. Instruction to the owner in operation and maintenance.
 - 8 6. Provide written signed report by manufacturer's representative documenting services provided and any comments or
9 recommendations.
- 10 L. Inspection or testing performed by the owner shall not relieve the Contractor from responsibility for performing his own
11 quality control and for complying with the requirements of the contract Documents. Owner will not be responsible for the
12 Contractor's failure to carry out work in accordance with the contract Documents.
13

14 **1.20. CODES AND PERMITS**

- 15 A. Applicable provisions of Public Law, the Constitution and Laws and Statutes of the State of Wisconsin and the codes and
16 regulations of governmental departments are hereby referred to and made a part of this contract and all work performed
17 shall be in accordance with such laws, regulations and the latest edition or supplement or amendment thereto in effect at
18 the time of submittal of bid shall be considered to be the issue in effect (unless shown otherwise) of all applicable codes in-
19 cluding, but not limited to:
- 20 1. Wisconsin Building Code
 - 21 2. Wisconsin Electrical Code
 - 22 3. Wisconsin Mechanical Code
 - 23 4. Wisconsin Plumbing Code
 - 24 5. Wisconsin Energy Code
 - 25 6. Wisconsin Fire Code
 - 26 7. NFPA 70 National Electrical Code
 - 27 8. General Services Administration 41 CFR Part 101-19
 - 28 9. Americans with Disabilities Act (ADA)
 - 29 10. Energy Conservation Performance Standards,
 - 30 11. Local Codes
 - 31 12. Occupational Safety and Health Act (OSHA)
 - 32 13. Occupational Safety and Health Standards, Department of Labor
 - 33 14. Safety and Health Regulations for Construction, Department of Labor
 - 34 15. Wisconsin Fire Code
 - 35 16. National Electrical Safety Code, ANSI C2
 - 36 17. Environmental Protection Agency regulations
 - 37 18. Clean Air Act
 - 38 19. Clean Water Act
 - 39 20. Resource Conservation and Recovery Act
 - 40 21. Toxic substances Control Act
 - 41 22. Wisconsin Department of Health and Family Services
 - 42 23. State and Regional Water Quality Control Boards
 - 43 24. County and Municipal ordinances
- 44 B. In case of conflict or overlap of the above references, the most stringent provision shall apply.
- 45 C. The newest version of the a code or standard shall apply even if an older version is adopted by the Jurisdiction Having Au-
46 thority.
- 47 D. If necessary, file and maintain Notification of Demolition and/or Renovation and Application for Permit Exemption (WDNR
48 Form 4500-113) in accordance with the Wisconsin Administrative Code Chapter NR447.
- 49 E. Contractor is expected to know or to ascertain, in general and in detail, the requirements of all codes and ordinances, and
50 all rulings and interpretations of code requirements being made by all authorities having jurisdiction over the work per-
51 formed by them, applicable to the construction and operation of systems covered by this contract. Where codes or stand-
52 ard specifications other than those listed in this paragraph are referred to in the different Divisions of these specifications, it
53 is understood that they apply as fully as if cited here. Where differences exist between codes affecting this work, the code
54 affording the greatest protection to the owner shall govern.
- 55 F. All cost for items and procedures necessary to satisfy requirements of all applicable codes, ordinances and authorities,
56 whether or not these are specifically covered by drawings or specifications. All cases of serious conflict or omission between
57 the drawings, specifications, and codes shall be brought to the owner's attention as herein before specified. The Contractor
58 shall carry out work and complete construction as required by applicable codes and ordinances and in such a manner as to
59 obtain approval of all authorities whose approval is required.
- 60 G. Contractor is responsible for obtaining permits at its own cost including expenses for supporting documents. Deliver origi-
61 nal permits to the owner before work starts. Apply for, arrange and pay for all required installation inspections required.
62 Deliver originals of these certificates to the owner. Include copies of the certificates in the Operating and Maintenance In-
63 structions. Contractor shall arrange all required inspections and correct all deficiencies at no cost to owner.

- 1 H. The Contractor must maintain all licenses required for the work performed and required by authorities. The Contractor
2 must submit proof of holding the license or certificate upon request. If a Contractor loses a license for whatever reason he
3 must inform the owner immediately after learning about that himself.
- 4 I. PERMIT TO PENETRATE GROUND OR EXISTING SURFACES OF OWNER PROPERTY:
5 1. Prior to any penetration of the ground or existing concrete surfaces (including the use of stakes or poles) in excess of
6 1.5", the Subcontractor shall obtain from the Project Representative a Permit to penetrate or Excavate Existing Surface
7 of owner property and shall adhere to the conditions of the permit during such work. The Permit and all conditions in it
8 shall be considered part of these specifications and shall be included in the contractor's bid amount.
- 9 2. In areas where a Permit to penetrate or excavate existing surfaces of owner property is not required, contractors shall
10 verify by safe means, prior to drilling, that no utilities or services are enclosed within the area to be drilled.
- 11 J. FIRE SAFETY PERMIT:
12 1. All operations with open flames or that cause sparks or is near gas lines or near combustible storage containers require
13 a daily Fire Safety Permit issued by the Project Representative. Contractor shall not commence such work until the
14 permit is issued. Activities requiring a Permit include, but are not limited to, electric arc and gas welding and flame cut-
15 ting, other open flame operations, tar kettles, powder activated tools and excavations. Fire watch personnel shall be
16 provided the contractor in sufficient number to continuously monitor all locations where work is conducting requiring a
17 fire permit. The fire watch personnel shall remain on the job at least thirty minutes after such operations are complet-
18 ed. Fire safety personnel may be installers or welders.
- 19 2. Noncombustible shields or covers shall be provided by the contractor on tables, floors, walls, around the workstation,
20 and over equipment to protect building structures, equipment and personnel from sparks and fragments of hot metal.
21 Contractor shall also take these precautions to protect against sparks and hot metallic oxides generated by grinding,
22 drilling or sawing operations.
- 23 K. AIR EMISSIONS PERMITS AND NOTIFICATIONS:
24 1. For all projects that involve demolition of a structure, the contractor shall complete the asbestos demolition forms and
25 notify all related authorities at least 10 working days in advance of the activity, regardless of the presence of asbestos.
- 26 2. For all projects that involve removal of regulated asbestos containing materials, the contractor shall complete the re-
27 quired asbestos removal forms and notify the authorities at least 10 working days in advance of the activity.
- 28 3. For any operations required to obtain an Authority to Construct or Permit to Operate from the authorities, the contrac-
29 tor shall provide in advance to the Project Manager the information needed for the application. Authorities may take
30 more than 40 working days to process the application and issue the Authority to Construct or Permit to Operate; the
31 contractor shall include this time in his Schedule of Operations; OWNER will grant no extra cost under this contract for
32 this wait period.

33
34 **1.21. ENVIRONMENT, SAFETY AND HEALTH (EHS)**

- 35 A. The owner can request additional safety or environmental protection measures at any time. If contractor does not follow
36 safety or environmental protection requirements, the owner can hire a different contractor or self-perform to ensure com-
37 pliance and charge the original contractor for the cost.
- 38 B. Contractor shall provide all labor, materials, equipment, services and supervision required to maintain work sites that meet
39 the environment, safety and health (ES&H) requirements of all applicable federal, state, and local regulations and protect
40 the environment and the safety and health of its employees, the employees of its lower tier subcontractors, owner em-
41 ployees and the general public.
- 42 C. The contractor shall provide a qualified onsite EHS Representative with the authority to enforce all of the safety require-
43 ments and implement the contractor's Injury and Illness Prevention Program and Hazard Abatement Plan. The contractor
44 shall remove and replace its Health and Safety Representative at the request of the owner, if the Safety Representative is
45 unsuccessful in enforcing the EHS requirements. The contractor's EHS representative shall conduct safety inspections of the
46 project operations, materials, and equipment frequently throughout the day to ensure that all safety deficiencies are identi-
47 fied and corrected. The owner reserves the right to enforce measures if the contractor's onsite EHS representative does not
48 enforce all requirements. Inspection findings and corrective actions taken shall be documented, and the record shall be
49 kept on the construction work site and be made available to owner upon request. If safety deficiencies are found, owner
50 will issue a Safety Deficiency Notice to the contractor. Upon receipt of a written Safety Deficiency Notice from the Owner,
51 the contractor shall take appropriate action to correct the deficiency and discontinue the hazardous activity until the hazard
52 is abated. Failure to correct or eliminate violation(s) within the period specified might result in the order to stop all or any
53 part of the work. The contractor shall submit to the owner a written response to the Safety Deficiency Notice describing
54 what corrective action it has taken, the date such corrective action was completed and actions that it will take to prevent
55 future recurrence of the same incident.
- 56 D. Provide protection for workmen, public, adjacent construction and occupants of existing building(s). Personal Protective
57 Equipment (PPE) such as hard hats, ear plugs and dust masks, shall be provided to all employees and use shall be enforced
58 by the onsite EHS Representative. PPE also shall be provided to site visitors near the main entrances to the jobsite. PPE shall
59 be provided in sufficient numbers to outfit typical number of visitors (i.e. designers, inspectors, shipment workers)
- 60 E. WORK SITE SAFETY ORIENTATION: Each employee shall receive initial EH&S orientation prior to performing any work on the
61 project. The contractor shall maintain on the work site a detailed outline of the orientation and a signed and dated roster of
62 all employees who have completed the project EHS indoctrination. Make documentation available to owner on request.
63 The orientation shall, at a minimum, cover the following points:
64 1. Employee rights and responsibilities.
65 2. Construction contractor responsibilities.

- 1 3. Alcohol and drug abuse policy
- 2 4. Contractor's disciplinary procedures.
- 3 5. First aid and medical facilities.
- 4 6. Site and project specific hazards.
- 5 7. Hazard recognition and procedures for reporting or correcting unsafe conditions or practices.
- 6 8. Procedures for reporting accidents and incidents.
- 7 9. Fire fighting and other emergency procedures to include local warning and evacuation systems.
- 8 10. Hazard Communication Program.
- 9 11. Access to employee exposure monitoring data and medical records.
- 10 12. Protection of the environment, including air, water, and storm drains from construction pollutants.
- 11 13. Location of and access to reviewed project Illness and Injury Prevention Program, Hazard Analysis and Hazard Abate-
- 12 ment Plan
- 13 14. Location and contents of required postings
- 14 F. A comprehensive EH&S program shall be established including but not be limited to:
- 15 1. Confined Space Entry
- 16 2. Site specific Emergency Response, First Aid, & Medical Services. Identify employees with CPR/First Aid certification
- 17 available at the work site.
- 18 3. Fire Protection and Prevention
- 19 4. Hazard Communications
- 20 5. Hazardous Waste Operations
- 21 6. Hazardous Work Permits
- 22 7. Toxic and Hazardous substances
- 23 8. Inspection, Maintenance, and Certification of Heavy Equipment, Cranes, and Motor Vehicles
- 24 9. Lock Out/Tag Out (LOTO) Subcontractors are required to include LOTO
- 25 10. Personal Protective and Life Saving Equipment
- 26 11. Radiation Protection
- 27 12. Construction Safety Training
- 28 13. Control of silica dust released during demolition or drilling of concrete or released from work with other materials that
- 29 contain silica.
- 30 G. A comprehensive activity hazard analysis and hazard abatement plan shall be established including but not be limited to:
- 31 1. Description of work phase or activity
- 32 2. Identification of potential hazards associated with the activity
- 33 3. A list of the contractor's planned controls to mitigate the identified hazards
- 34 4. Name of the contractor's employee responsible for inspecting the activity and ensuring that all proposed safety
- 35 measures are followed
- 36 5. Construction activities for which an Activity Hazard Analysis and Hazard Abatement Plan may be required include, but
- 37 are not limited to:
- 38 6. Roofing
- 39 7. Hoisting and handling of materials
- 40 8. Excavations
- 41 9. Trenching and drilling
- 42 10. Concrete placement and false work
- 43 11. Welding
- 44 12. Steel erection
- 45 13. Work performed six feet or higher above ground
- 46 14. Electrical work
- 47 15. Demolition
- 48 16. Work in confined spaces
- 49 17. Work that causes the release of silica such as demolition or drilling of concrete or work with materials that contain sili-
- 50 ca.
- 51 18. Work with epoxy coatings
- 52 19. Work with or around hazardous materials
- 53 20. Work on hilly terrain
- 54 21. Use and handling of flammable materials
- 55 22. The owner must favorably review the Activity Hazard analysis and Hazard Abatement Plan before work can start on that
- 56 activity.
- 57 H. ELECTRICAL WORK:
- 58 1. Energized electrical work within panels and equipment is not allowed.
- 59 2. Workers shall be qualified to perform electrical tasks in accordance with OSHA 29 CFR 1910 and 1926 requirements.
- 60 3. Work practices must be compliant with NFPA 70E, newest edition – Standard for Electrical Safety in the Workplace.
- 61 I. Rubbish, debris and scrap shall not be thrown through any window or other opening, or dropped from any great height; it
- 62 shall be conducted to the ground, to waiting truck(s) or removable container(s) by means of approved chutes or other
- 63 means of controlled conveyance.
- 64 J. Form and scrap lumber shall have all nails withdrawn or bent over; shall be neatly stacked, placed in trash bins, or removed
- 65 from the premises.

- 1 K. Take all necessary precautions while dismantling piping containing gas, gasoline, oil or other explosive or toxic fluids or
2 gases. Purge lines and contain materials in accordance with all applicable regulations. Store such piping outdoors until
3 fumes are removed. Verify that all gas and electrical utilities have been abandoned or disconnected and associated hazards
4 mitigated, prior to beginning any demolition.
- 5 L. All material classified by authorities to be a material that needs special treatment must be recycled, reused or disposed of
6 by a special contractor that holds a valid license to work with such material. If hazardous materials are not anticipated, but
7 encountered, terminate operations and contact owner immediately.
- 8 M. CONTROL OF CRYSTALLINE SILICA DUST: The subcontractor shall provide all necessary control measures at the work site to
9 keep worker exposure to crystalline silica dust within the OSHA Established Permissible Exposure Limits (PEL's). Dust control
10 measures may require spraying of water or engineering controls at the dust generating points. It also may include the use
11 of respirators, industrial grade HEPA vacuums, and HEPA filtered locally exhausted tools. Construction operations known to
12 cause the release of silica dusts include, but are not limited to:
13 1. Chipping, sawing, grinding, hammering, and drilling of concrete, rock, or brick.
14 2. Work with cementitious materials such as grout, mortar, stucco, gunnite, etc.
15 3. Dry sweeping of dust originating from concrete or rock
- 16 N. CONSTRUCTION ACTIVITY POLLUTION PREVENTION:
17 1. Follow Requirements in Storm Water Pollution Prevention Plan (SWPPP) and Erosion and Sedimentation Control (ESC)
18 Plan
19 2. Stabilize any relocated and moved soil with fast growing grasses and place mulch (hay, woodchips, straw) on it to cover
20 and hold soil
21 3. Divert surface runoff from distributed areas into sediment basin or sediment traps with a mound of stabilized soil
22 4. Construct posts with filter fabric media to remove sediment from stormwater leaving the site.
23 5. Follow requirements in site development plan and don't disturb areas beyond the marked areas
- 24 O. INDOOR AIR QUALITY:
25 1. During construction the recommended control measures of the Sheet Metal and Air Conditioning Contractors National
26 Association (SMACNA) IAQ guidelines for occupied buildings under construction, (1995, chapter 3) must be met or ex-
27 ceeded.
28 2. Stored on-site or installed absorptive material must be protected from moisture damage.
29 3. In case permanently installed air handlers are used for ventilation, filtration media with a Minimum efficiency Reporting
30 Value (MERV) of 8 shall be used at each return air grille, as determined by ASHRAE 52.2-1999. Contractor shall replace
31 all filtration media immediately prior occupancy.
32 4. All to be installed ductwork, air handlers and other equipment later connected to the indoor air path are to be protect-
33 ed from dirt and debris.
- 34 P. FIRE PROTECTION AND PREVENTION:
35 1. The contractor shall develop and maintain an effective fire protection and prevention program at the job site through
36 all phases of demolition, alteration, repair, and construction work. Contractor shall ensure the accessibility and availa-
37 bility of fire protection and suppression equipment.
38 2. Smoking is prohibited everywhere on the job site – no exceptions. Signs shall be posted. In visible locations.
39 3. No burning of rubbish or debris will be allowed at the site. Combustible waste shall be removed immediately or stored
40 in fire resistive containers until disposed of in an approved manner.
41 4. The Contractor shall provide and maintain in working order during the entire construction period, a minimum of three
42 (3) fire extinguishers on each floor level, including basement of the building, and one (1) in temporary office. Exting-
43uishers shall be nonfreezing type such as A-B-C rated dry chemical, of not less than 10-pound capacity each. In addi-
44tion, any subcontractor who maintains an enclosed shed on the site shall provide and maintain, in an accessible loca-
45tion, one or more similar nonfreezing type fire extinguisher in each enclosed shed.
- 46 Q. ACCIDENTS AND SPILLS:
47 1. The contractor shall immediately notify the owner of any accidents, injuries or occupational illnesses that occur on the
48 project, regardless of the employer of the involved personnel or the owner of the involved materials or equipment. For
49 OSHA recordable injuries, the subcontractor shall also furnish a copy of the OSHA Form 301(or equivalent) to the Pro-
50 ject Representative within five days of the injury.
51 2. In the event a job site accident occurs, the contractor shall immediately implement controls and restrictions on the ac-
52 cident site to ensure the site remains undisturbed until released in writing by the owner to resume work. The contrac-
53 tor shall provide accident investigation follow-up and shall support Owner's accident investigation and reporting proto-
54 col.
55 3. The contractor shall promptly report to owner any spill, deposit, leak, drainage, debris, residue, spoil, residual, and/or
56 by-product, whether its presence at the jobsite is occasioned by accident, inadvertence, intent, discarding, or aban-
57 donment by the Subcontractor or its lower tier subcontractors. This reporting requirement applies to petroleum prod-
58 ucts, oil, lubricants, chemical substances, waste materials, and waste substances, which are in such quantities as to con-
59 stitute a hazardous substance or hazardous waste. All such occurrences of any quantity involving paints, solvents, thin-
60 ners, degreasers, PCBs, halogenated hydrocarbons, volatile organic compounds, and/or asbestos shall be deemed a re-
61 portable event. These identification and reporting requirements shall be the responsibility of the contractor for both its
62 own work forces as well as for any sub tier contractor, material man or supplier performing work on site for the con-
63 tractor. All removal, cleanup, and associated costs, which result from contractor or lower tier subcontractor, material
64 man, or supplier presence at the jobsite, shall be at the contractor's sole expense.
- 65 R. WASTE MANAGEMENT:

1. Recycle all recyclable material. This includes any material for which there is a recycling facility in Wisconsin.
2. Separate all waste material in plastic, metal, paper, acoustical tile, brick, concrete, clean wood, glass, gypsum drywall, carpet and insulation and provide designated on-site collection areas.
3. Keep track of volume and weight of each material and track if it was recycled, reused, donated or disposed otherwise.
4. It is permissible to separate waste off-site by specialized recycling contractor. This contractor needs to be provide proof of recycling and needs to be WASTECAP certified as "Accredited Professional in Construction and Demolition Debris Recycling".
5. Prior to demolition or construction activities, the General Contractor, with input of all contractors and their subcontractors, shall develop and submit a Waste Management Plan to owner. Priority is given to reuse, followed by recycling followed by disposal including proper land filling or incineration. Disposal only will be acceptable if other methods are not commercially available. The Waste Management Plan includes but is not limited to the following:
 - a. A list of each material proposed to be salvaged, reused, or recycled, Materials to be included, at a minimum, are the following:
 - i. Concrete: Clean concrete, concrete with rebar, asphalt concrete.
 - ii. Metals: Steel, iron, galvanized sheet steel, stainless steel, aluminum, copper, zinc, lead, brass or bronze, including banding, ductwork, framing, roofing and siding, flashing, piping and rebar.
 - iii. Clean Fill: Earth, rocks, and gravel.
 - iv. Wood: Clean dimensional wood, wood pallets, engineered wood products including plywood, particleboard, I joist.
 - v. Biodegradable landscaping materials.
 - vi. Cardboard, paper, packaging.
 - vii. Masonry: Brick, ceramic tile, CMU.
 - viii. Roofing: Clay or concrete tiles, asphalt shingles.
 - ix. Gypsum board.
 - x. Acoustic ceiling panels.
 - xi. Carpet and pad.
 - xii. Paint.
 - xiii. Insulation.
 - xiv. Plastics: ABS, PVC
 - xv. Beverage containers
 - xvi. Cardboard.
 - xvii. Concrete
 - xviii. Brick and concrete masonry units (CMU).
 - xix. Metals from banding, stud trim, ductwork, piping, rebar, roofing, other trim, steel, iron, galvanized sheet steel, stainless steel, aluminum, copper, zinc, lead, brass, and bronze.
 - xx. Gypsum wallboard.
 - xxi. Clean dimensional wood
 - xxii. Wood doors
 - xxiii. Acoustical ceiling tiles/panels
 - xxiv. Glass
 - b. Separation and Materials Handling Procedures: How waste materials (as identified above), will be separated, cleaned (if necessary) and protected from contamination.
 - c. Waste Material Estimating Sheet (Appendix A at the end of this Section)
 - d. Proposed Alternatives to Land filling: List each material planned to be salvaged or recycled, quantities, and proposed destination.
6. The contractor shall provide separation, bins for temporary onsite storage, handling, transportation, recycling, salvage, and land filling for all demolition and waste materials and keep recycling and waste bins areas neat, clean and clearly marked in order to avoid contamination or mixing materials and maintain logs onsite for each load of materials removed from site.
7. During the progress of the work, the General Contractor shall report to owner the quantity of each material recycled, reused, or salvaged, and the receiving party. All contractors shall maintain a record of weight tickets, manifests, receipts, and invoices for review by owner on request.
8. At the completion of the project the General Contractor shall submit a final summary of the progress reports, including the percentage of recycled waste (weight or volume) to the quantity of waste that would have been otherwise land filled.
9. Contractor is to provide the following documents upon request for payment:
 - a. Waste Materials Estimating Sheet (Appendix A at the end of this Section)
 - b. Landfill Log (Appendix B at the end of this Section)
 - c. Waste Diversion Log (Appendix C at the end of this Section)
 - d. Legible copies of manifests, weight tickets, and receipts. Manifests shall be from recycling and/or disposal site operators that can legally accept the materials for the purpose of reuse, recycling or disposal. These documents shall include the contract number and the job site name.
10. Examples of documents include, but are not limited to:
 - a. Cover sheet for hazardous materials recycling contract
 - b. Vendor "Pickup Request"

- 1 c. Vendor "Certificate of Recycling and/or Disposal"
- 2 d. Vendor invoice
- 3 e. Maintain at the Project site Landfill Logs and Waste Diversion Logs for each load of materials removed from site.
- 4 f. Discuss Waste management plans and implementation during all construction-related meetings.
- 5 g. Immediately Inform the owner if hazardous materials are encountered or suspected, and stop work in the sus-
- 6 spect area. Do not proceed with work in the suspect area until approved by the owner.
- 7 11. The following resources are provided for information only, to aid the Contractor in managing the construction waste:
- 8 a. The Wisconsin DNR, Bureau of Waste Management <http://www.dnr.state.wi.us/org/aw/wm/>
- 9 b. The UW-Extension's Solid and Hazardous Waste Education Center <http://www1.uwex.edu/ces/shwec/>
- 10 c. WasteCap Wisconsin, Inc. <http://www.wastecapwi.org> or telephone: 414-961-1100 or 608-245-1100
- 11 12. The contractor shall provide summaries of type and amount of material recycled, reused or disposed of. Those sum-
- 12 maries shall include enough information and detail to satisfy requirements by external auditors. At a minimum the
- 13 documentation needs to meet the current LEED requirements and requirements set by the EPA and federal govern-
- 14 ment for federally funded projects. These requirements may or may not be mentioned specifically in this contract and
- 15 the contractor is required to learn about specifics and to add documentation as required by such third party auditors.
- 16

17 **1.22. STAIRS, SCAFFOLDS, HOISTS, ELEVATORS OR CRANES**

- 18 A. The Contractor shall furnish and maintain equipment such as temporary stairs, fixed ladders, ramps, chutes, runways and
- 19 the like as required for proper execution of work by all trades, and shall remove them on completion of the work. The Con-
- 20 tractor shall erect permanent stair framing as soon as possible. Provide stairs with temporary treads, handrails, and shaft
- 21 protection. Contractors requiring scaffolds shall make arrangements with the Contractor, or shall provide their own and
- 22 remove them on completion of the work. The Contractor shall underlay its interior scaffolds with planking to prevent up-
- 23 rights from resting directly on the floor construction.
- 24 B. Contractor shall provide and pay for its own hoist/crane or other apparatus necessary for unloading/setting or moving their
- 25 equipment and materials. Installation and removal of equipment for this activity must be accounted for in the Project
- 26 Schedule. Equipment and operations for this activity shall comply with applicable Department of Commerce and OSHA re-
- 27 quirements. No material hoist may be used to transport personnel unless it meets Department of Commerce and OSHA re-
- 28 quirements for that purpose.
- 29 C. Existing elevators may be used on a limited basis with the owner's permission and agreement. The Contractor will pay
- 30 costs of warranty extensions and additional service work required. Appropriate protection must be provided by the using
- 31 Contractor and that Contractor shall be responsible for any structural, mechanical or finish damage to the elevator and its
- 32 parts and to adjoining building finishes and components.
- 33

34 **1.23. SAFEGUARDS - EXISTING EQUIPMENT, UNDERGROUND UTILITIES AND ARTIFACTS**

- 35 A. Existing utilities, including those listed as abandoned, shall not be moved or otherwise disturbed without written verifica-
- 36 tion by the owner that the utility is abandoned.
- 37 B. When altering existing facilities, the Contractor shall take every precaution to preserve and protect existing facilities, both
- 38 those to be altered and those to remain unaltered that are within the limits of the work.
- 39 C. The Contractor shall notify the owner of structural members, piping, conduit, or equipment not indicated for removal that
- 40 may cause interference with the work. Work shall not proceed in the affected area until instructions have been issued. Do
- 41 not drill or penetrate existing structures without prior permission. The removal of existing work shall be by methods that
- 42 will not jeopardize the integrity of structures or systems that are to remain.
- 43 D. Existing utilities, including but not limited to roof drainage systems, underground cables, ducts, roadways, manholes,
- 44 building fire alarm, public address or telecommunications wiring shall not be moved or otherwise disturbed, nor electrical
- 45 circuits or switches operated or taken in or out of service, without prior consent of the owner. Contractor shall compen-
- 46 sate loss to the owner resulting from damage to utilities, facilities and other owner or public items damaged.
- 47 E. Take measures necessary to safeguard all existing work and facilities that are inside and outside the limits of the work or
- 48 items that are within the construction limits but are intended to remain. Report any damage to the owner immediately.
- 49 Correct and pay for all damages.
- 50 F. If bones or artifacts are encountered during digging, the owner requires that the Contractor stop work within a 50-foot
- 51 radius of the find and immediately notify the owner. Work may continue only with approval from the owner.
- 52

53 **1.24. OPERATION AND MAINTENANCE DATA**

- 54 A. All OM documents are to be submitted as electronic copy for review at the time the respective equipment is delivered. No
- 55 hardcopy shall be provided until the OM manuals are approved.
- 56 B. Submit data bound in 8-1/2 x 11 inch (A4) text pages, Use three D side rings if necessary and binders with durable plastic
- 57 covers. Submit all documents in electronic form as well as in hardcopy. Prepare binder cover with printed title
- 58 "OPERATION AND MAINTENANCE INSTRUCTIONS", title of project and subject matter of binder when multiple binders are
- 59 required.
- 60 C. Internally subdivide the binder contents with permanent page dividers, logically organized as described below; with tab
- 61 titling clearly printed under reinforced laminated plastic tabs.
- 62 D. Contents: Prepare a Table of Contents for each volume, with each Product or system description identified, typed on 20-
- 63 pound white paper, in three parts as follows:
- 64 E. Part 1: Directory, listing names, addresses, and telephone numbers of Architect/Engineer, Contractor, subcontractors, and
- 65 major equipment suppliers.

- 1 F. Part 2: Operation and maintenance instructions, arranged by system and subdivided by specification section. For each
- 2 category, identify names, addresses, and telephone numbers of subcontractors and suppliers. Identify the following:
- 3 1. Summary list of maintenance items indicating frequency and type of maintenance required for all systems covered in
- 4 this contract.
- 5 2. List of equipment (including assigned equipment numbers).
- 6 3. A description of recommended replacement parts and materials, which the owner should stock.
- 7 4. Parts list for each component.
- 8 5. A summary of equipment vendors, or location where replacement parts can be purchased.
- 9 6. List indicating types and grades of oil and/or grease, packing materials, normal and abnormal tolerances for devices,
- 10 and method of equipment adjustment.
- 11 7. Copies of all approved submittals.
- 12 8. Operating instructions.
- 13 9. Maintenance instructions for equipment and systems, Preventive maintenance recommendations.
- 14 10. Maintenance instructions for finishes, including recommended cleaning methods and materials, and special precau-
- 15 tions identifying detrimental agents.
- 16 11. Manufacturer's wiring diagrams for electrically powered equipment.
- 17 12. A complete set of record control drawings.
- 18 a. Copies of all checkout tests and calibrations performed by the Contractor (not commissioning tests).
- 19 b. The manual shall be organized and subdivided with permanently labeled tabs for each of the following data
- 20 in the given order:
- 21 i. Sequences of operation including points and schematics of operations
- 22 ii. Control drawings
- 23 iii. Points lists
- 24 iv. Controller / module data
- 25 v. Maintenance instructions, including sensor calibration requirements and methods by sensor type
- 26 vi. Thermostats and timers
- 27 vii. Sensors and DP switches
- 28 viii. Valves and valve actuators
- 29 ix. Dampers and damper actuators
- 30 x. Program setups (software program printouts)
- 31 13. Additional information as indicated in the technical specification sections
- 32 G. Part 3: Project documents and certificates, including the following:
- 33 1. Product data.
- 34 2. Air and water balance reports.
- 35 3. Certificates.
- 36 4. Photocopies of warranties.
- 37 5. Name, address, and telephone number of the person or office to contact for service during the warranty period.
- 38 6. Name, address, and telephone number of the person or service organization to be contacted for service after the
- 39 warranty period.
- 40 H. Submit all O&M manuals in original electronic form (PDF). Scanned copies are not acceptable. PDF need to be of high qual-
- 41 ity and searchable.
- 42 I. Submit 1 draft copy of completed volumes 15 [fifteen] days after approval of applicable submittal or receipt of the prod-
- 43 uct. Revise content of all document sets as required prior to final submission. Submit 2 [two] sets of revised final volumes,
- 44 within 10 [ten] days after final inspection.

45
46 **1.25. ACCESS PANELS AND DOORS**

- 47 A. All serviceable and replaceable devices, including but not limited to valves, boxes, and dampers shall receive an access at a
- 48 location and in a size that enables proper servicing and repair of the device without removal of other material. Sizes de-
- 49 scribed are minimum sizes and might be increased if the type and size of device requires it. Install all piping, conduit,
- 50 ductwork, and accessories to permit access to equipment for maintenance. Coordinate the exact location of wall and ceil-
- 51 ing access panels and doors with the owner making sure that access is available for all equipment and specialties. Relocate
- 52 access panel or door if equipment is not properly accessible to perform all maintenance and repair at no cost to the own-
- 53 er. Minimum size is 12" by 12". Use "Cendrex" products or approved equal.
- 54 B. LAY-IN CEILINGS: if 2 X 2 foot is not sufficient for access (i.e. VAV boxes require larger access), the grid shall be arranged
- 55 in a manner to allow easy removal of grid sections.

56
57 **1.26. LOOSE AND DETACHABLE PARTS**

- 58 A. Contractor shall retain all loose and small detachable parts of apparatus and equipment furnished under this Contract,
- 59 until completion of the work and shall turn them over to the owner to receive them.
- 60 B. Furnish one can of touch-up paint for each different color factory finish furnished by the Contractor. Deliver touch-up
- 61 paint with other "loose and detachable parts".

62

PART 2 – PRODUCTS

2.1. SPECIFIED ITEMS - SUBSTITUTES

- A. Wherever catalog numbers and specific or trade names are used in conjunction with a designated material, product, item, or service mentioned in these Specifications, they are used to establish the standards of quality, utility, and appearance required. Substitutions will be approved, subject to the following provisions:
- a. Contractors or manufacturers may request listing of their product in the bid documents up to 10 calendar days prior bid due date. All requests must be accompanied by sufficient information to judge its suitability for this project.
 - b. Owner may reject any substitute request without providing specific reasons.
 - c. Owner may accept substitution requests after contract award, but reserves the right to refuse review or acceptance of any requests without providing specific reasons.
 - d. All Substitutions must be accepted by the owner in writing. The owner will accept, in writing, such proposed substitutions as are in his or her opinion, equal in quality, utility, and appearance to the items or materials specified. Such acceptance shall not relieve the Contractor from complying with the requirements of the drawings and specifications, and the Contractor shall be responsible at Contractor's own expense for any changes resulting from Contractor proposed substitutions which affect the other parts of Contractor's own work or the work of others.
 - e. The manufacturer shall be a company specializing in the manufacture of the specified equipment and accessories with minimum five years documented experience.
 - f. Failure of the Contractor to submit proposed substitutions for approval in the manner described above and within the time prescribed shall be sufficient cause for disapproval by owner of any substitutions otherwise proposed.
- B. Specifications may mention other manufacturers than the specific device specified. Those are manufacturers that in general are acceptable, but may not have a product for this specific project. Those manufacturers still may be rejected without providing specific reasons. The bidder only can rely on using items specifically mentioned in the contract documents.

2.2. APPROVED TESTING LABORATORIES

- A. The following laboratories are approved for providing electrical product safety testing and listing services as required in these specifications:
1. Underwriters Laboratories Inc.
 2. Electrical Testing Laboratories, Inc.

2.3. HAZARDOUS SUBSTANCES

- A. The Subcontractor shall submit to the Project Representative, for review by the EH&S Division, any proposed procurement, stocking, installing, or other use of materials containing asbestos, cadmium, chromates, or lead.
- B. All materials and applications shall comply with requirements of any and all Districts Regulations, including, but not limited to architectural coatings, general solvent and surface coatings, solvent cleaning operations, adhesive and sealants, visible emissions, and asbestos.
- C. Contractor shall keep and maintain proof of compliance with the above-referenced regulations, including any recordkeeping obligations, for a period of two years after completion of the project. Contractor shall make such documents or evidence available if so requested by owner.
- D. No materials outlawed in any of the 50 US states are to be used. Only equipment and material legal in all 50 states is to be used. All Federal, state, county and local codes and ordinances regarding are to be considered deciding if a piece of equipment or material is to be used.
- E. The contractor assumes responsibility for proper removal, collection and storage of hazardous substances on site and disposal of those if hazardous substances were known to be present and pointed out in these specifications or on the plans. If hazardous substances are not known to be present and are found, the owner assumes responsibility for additional cost due to removal, collection and storage on site. All hazardous substances are to be disposed in accordance with all federal, state and local laws, codes and regulations. It is the contractor's responsibility to recognize typical hazardous substances not known to be present. This includes all substances that were used in buildings of that type in the period since original construction.
- F. Contractor will assume that all electronic components, machinery, refrigeration devices and other common devices contain hazardous substances and include disposal of such in bid price, even if those substances are not mentioned separately. If special tests are necessary the owner assumes responsibility for such.
- G. ASBESTOS:
1. Contractor's attention is directed to WAC NR 447, WAC HSS 159 and the Occupational Safety and Health Act (OSHA) in general, part 1926.1101--ASBESTOS in particular. Contractor is responsible for compliance with all applicable regulations when the work includes fastening to or coring through Asbestos Containing Materials (ACM) and disturbance of asbestos containing caulking and mastics. Unless otherwise indicated, all caulking, sealants, glazing compounds, gas-kets, asphalt roofing materials and miscellaneous adhesives are assumed to contain asbestos and are considered to be Category I non-friable ACM as defined in NR 447. Waste material containing Category I non-friable ACM, is regulated as Construction and Demolition (C&D) waste and may be disposed of at a Department of Natural Resources (DNR) approved C&D waste landfill. If Contractor's work methods cause non-friable ACM to become friable, the Contractor is responsible for the disposal of the friable asbestos waste at a landfill specifically approved by DNR to accept friable asbestos. A copy of the signed waste manifest for the disposal of all friable asbestos waste shall be provided to owner prior to request for final payment.

- 1 2. The regulations referenced above require removal of friable ACM and Category II non-friable ACM prior to demolition
- 2 of a building. Category I non-friable ACM does not need to be removed from a building prior to demolition if the waste
- 3 generated from the demolition is taken to a DNR approved C & D waste landfill. If the contractor chooses to recycle
- 4 building materials from a building to be demolished, the contractor is responsible for removal and disposal of all Cate-
- 5 gory I non-friable ACM in accordance with applicable regulations prior to demolition. If the contractor's demolition
- 6 methods will cause non-friable ACM to become friable, the contractor is responsible for removal and disposal of all Cat-
- 7 egorY I non-friable ACM in accordance with applicable regulations prior to demolition.
- 8 3. The asbestos abatement contractor will require sole occupancy of the workspace during asbestos abatement work.
- 9 Contractor shall communicate with the asbestos abatement contractor and make adequate allowance for the asbestos
- 10 abatement work in the work schedule
- 11 H. LEAD BASED PAINT: Conform with OSHA and EPA recommended worker safety requirements when removing lead based
- 12 paint or material bearing lead based paint or material contaminated with lead by the demolition process. Contractor's at-
- 13 tention is directed to the Occupational Safety and Health Act (OSHA) in general and particularly to 29 CFR 1910 (LEAD
- 14 STANDARD) and to CFR 1926 (LEAD EXPOSURE IN THE CONSTRUCTION INDUSTRY). For OSHA compliance and regulation in-
- 15 terpretations, contractors may contact the area OSHA office for this project. [Milwaukee, telephone (414) 297-3315; Ap-
- 16 pleton, telephone (414) 734-4521; Eau Claire, telephone (715) 832-9019]. Dispose of refuse containing lead based paint or
- 17 contaminated with lead by the demolition process in conformance with State of Wisconsin Hazardous Waste Regulations
- 18 set forth by the Department of Natural Resources and in conformance with OSHA and EPA recommended worker safety re-
- 19 quirements.
- 20 I. PCB'S: Contractor shall assume all ballasts and transformers not specifically labelled as "no PCB" type to contain PCB and to
- 21 dispose properly meeting all regulatory requirements
- 22 J. MERCURY-CONTAINING DEVICES: Mercury containing devices are accumulated in our facilities for eventual recycling
- 23 through a contracted vendor. These devices include certain building controls and switches, thermometers, and lamps.
- 24 Lamps are stored in accordance with Environmental Protection Agency universal waste regulation 40 CFR part 273 including
- 25 storing them in containers with labels describing the contents and the start date of accumulation.
- 26 K. PAINT AND RELATED PRODUCTS: The oil-based paints are disposed of as hazardous waste
- 27 L. USED APPLIANCES AND BUILDING EQUIPMENT: Used appliances include microwaves, refrigerators, and ice machines.
- 28 Smaller pieces of building equipment include items such as water heaters and variable-drive motors. All of these items are
- 29 recycled by a contracted vendor at eh contractor's expense.
- 30 M. VOC: Volatile Organic Compounds in materials shall be limited to these maximum values:
- 31 1. Adhesives and Sealants:
- 32 2. Wood Glues: 30 g/L.
- 33 3. Metal-to-Metal Adhesives: 30 g/L.
- 34 4. Adhesives for Porous Materials (Except Wood): 50 g/L.
- 35 5. Subfloor Adhesives: 50 g/L.
- 36 6. Plastic Foam Adhesives: 50 g/L.
- 37 7. Carpet Adhesives: 50 g/L.
- 38 8. Carpet Pad Adhesives: 50 g/L.
- 39 9. VCT and Asphalt Tile Adhesives: 50 g/L.
- 40 10. Cove Base Adhesives: 50 g/L.
- 41 11. Gypsum Board and Panel Adhesives: 50 g/L.
- 42 12. Rubber Floor Adhesives: 60 g/L.
- 43 13. Ceramic Tile Adhesives: 65 g/L.
- 44 14. Multipurpose Construction Adhesives: 70 g/L.
- 45 15. Fiberglass Adhesives: 80 g/L.
- 46 16. Contact Adhesive: 80 g/L.
- 47 17. Structural Glazing Adhesives: 100 g/L.
- 48 18. Wood Flooring Adhesive: 100 g/L.
- 49 19. Structural Wood Member Adhesive: 140 g/L.
- 50 20. Single-Ply Roof Membrane Adhesive: 250 g/L.
- 51 21. Special Purpose Contact Adhesive (contact adhesive that is used to bond melamine covered board, metal, unsupported
- 52 vinyl, rubber, or wood veneer 1/16 inch or less in thickness to any surface): 250 g/L.
- 53 22. Top and Trim Adhesive: 250 g/L.
- 54 23. Plastic Cement Welding Compounds: 250 g/L.
- 55 24. ABS Welding Compounds: 325 g/L.
- 56 25. CPVC Welding Compounds: 490 g/L.
- 57 26. PVC Welding Compounds: 510 g/L.
- 58 27. Adhesive Primer for Plastic: 550 g/L.
- 59 28. Sheet Applied Rubber Lining Adhesive: 850 g/L.
- 60 29. Aerosol Adhesive, General Purpose Mist Spray: 65 percent by weight.
- 61 30. Aerosol Adhesive, General Purpose Web Spray: 55 percent by weight.
- 62 31. Special Purpose Aerosol Adhesive (All Types): 70 percent by weight.
- 63 32. Other Adhesives: 250 g/L.
- 64 33. Architectural Sealants: 250 g/L.
- 65 34. Non-membrane Roof Sealants: 300 g/L.

- 1 35. Single-Ply Roof Membrane Sealants: 450 g/L.
- 2 36. Other Sealants: 420 g/L.
- 3 37. Sealant Primers for Nonporous Substrates: 250 g/L.
- 4 38. Sealant Primers for Porous Substrates: 775 g/L.
- 5 39. Modified Bituminous Sealant Primers: 500 g/L.
- 6 40. Other Sealant Primers: 750 g/L.
- 7 41. Inside Paints and Coatings:
- 8 42. Flat Paints, Coatings, and Primers: VOC not more than 50 g/L.
- 9 43. Nonflat Paints and Coatings: VOC not more than 150 g/L.
- 10 44. Dry-Fog Coatings: VOC not more than 400 g/L.
- 11 45. Primers, Sealers, and Undercoaters: VOC not more than 200 g/L.
- 12 46. Anticorrosive and Antirust Paints applied to Ferrous Metals: VOC not more than 250 g/L.
- 13 47. Zinc-Rich Industrial Maintenance Primers: VOC not more than 340 g/L.
- 14 48. Pretreatment Wash Primers: VOC not more than 420 g/L.
- 15 49. Clear Wood Finishes, Varnishes: VOC not more than 350 g/L.
- 16 50. Clear Wood Finishes, Lacquers: VOC not more than 550 g/L.
- 17 51. Floor Coatings: VOC not more than 100 g/L.
- 18 52. Shellacs, Clear: VOC not more than 730 g/L.
- 19 53. Shellacs, Pigmented: VOC not more than 550 g/L.
- 20 54. Stains: VOC not more than 250 g/L.

21
22 **2.4. BARRICADES, SIGNS, WARNING DEVICES, AND TEMPORARY PLASTIC BARRIERS**

- 23 A. Traffic barricades, traffic signs, and warning devices shall meet the requirements of applicable OSHA standards and the FHA
- 24 Manual of Uniform Traffic Control Devices (MUTCD).
- 25 B. UV stabilized high-density polyethylene barrier fence free of holes tears and other defects. Provide 4' tall fence in diamond
- 26 or rectangular pattern. Fencing shall be "safety orange" color, unless otherwise noted.
- 27 C. Posts for temporary plastic barrier fencing shall be 5' tall, minimum 12 gauge, painted metal posts.

28
29 **2.5. SEALING AND FIRESTOPPING**

- 30 A. Manufacturers: 3M, Hilti, Rectorseal, STI/SpecSeal, Tremco, or approved equal.
- 31 B. All firestopping systems shall be provided by the same manufacturer and shall be UL listed.
- 32 C. Submittals: Contractor shall submit product data for each firestop system. Submittals shall include product characteristics,
- 33 performance and limitation criteria, test data, MSDS sheets, installation details and procedures for each method of instal-
- 34 lation applicable to this project. For non-standard conditions where no UL tested system exists, submit manufacturer's
- 35 drawings for UL system with known performance for which an engineering judgement can be based upon.
- 36 D. Use a product that has a rating not less than the rating of the wall or floor being penetrated.
- 37 E. Contractor shall use firestop putty, caulk sealant, intumescent wrapstrips, intumescent firestop collars, firestop blocks,
- 38 firestop mortar or a combination of these products to provide a UL listed system for each application required for this pro-
- 39 ject. Provide mineral wool backing where specified in manufacturer's application detail.
- 40 F. Where shown or specified, pack annular space with fiberglass batt insulation or mineral wool insulation. Provide 4" sheet
- 41 metal escutcheon around duct on both sides of partition or floor to cover annular space.
- 42 G. Install approved product in accordance with the manufacturer's instructions where an installation penetrates a fire/smoke
- 43 rated surface. When pipe is insulated, use a product, which maintains the integrity of the insulation and vapor barrier.
- 44 H. Whenever possible, avoid penetrations of fire and smoke rated partitions. When they cannot be avoided, verify that suffi-
- 45 cient space is available for the penetration to be effectively fire and smoke stopped.

46
47 **PART 3 – EXECUTION**

48
49 **3.1. PROJECT MEETINGS**

- 50 A. Project meetings will be held at the time designated by the owner. If the principal of the firm does not attend meetings, a
- 51 responsible representative of the Contractor who can bind the Contractor to a decision at the meetings shall attend. The
- 52 contractor will write a report covering all items discussed and decisions reached and copy of such report distributed to all
- 53 parties involved within 3 business days. All contractors, sub-contractors and other related parties shall attend. Attendance
- 54 especially is required if such contractor is scheduled to perform work within the next 6 weeks.
- 55 B. PRE-CONSTRUCTION MEETING: Owner, design representatives and all contractor and sub-contractor representatives at-
- 56 tend.
- 57 C. PRE-INSTALLATION MEETING: prior installation, layout or other activities related to major systems, separate meetings will
- 58 be held to ensure proper coordination. These meetings will be initiated by the contractor. Not initiating these meetings
- 59 doesn't relieve the contractor from coordination responsibilities. The owner may set up such meetings as needed

60
61 **3.2. CONTINUITY OF SERVICE, TRAFFIC, SHUTDOWN AND ACCESS**

- 62 A. BUILDING ACCESS: Unless otherwise shown or directed, maintain existing access and egress to the facility throughout con-
- 63 struction. Maintain ANSI A117 compliant access for disabled persons, delivery access, emergency vehicle access, and emer-
- 64 gency egress. Do not interrupt access and egress without prior written approval by owner.

- 1 B. Contractor shall verify the locations of any water, drainage, gas, sewer, electric, drainage, gas, sewer, electric, tele-
2 phone/communication, fuel, steam lines or other utilities and site features which may be encountered in any excavations or
3 other sitework. All lines shall be properly underpinned and supported to avoid disruption of service.
- 4 C. TRAFFIC:
- 5 a. Do not interrupt or change existing traffic, delivery, or parking without prior written approval from owner. When inter-
6 ruption is required, coordinate schedule with the Owner agency to minimize disruptions. When working in public right-
7 of-way, obtain all necessary approvals and permits from applicable municipalities and WISDOT.
- 8 b. When Contractor's activities impede or obstruct traffic flow, Contractor shall provide traffic control devices, signs and
9 flaggers in accordance with other Contract Documents and the current version of the MUTCD, or as shown on the
10 Drawings.
- 11 D. UTILITIES:
- 12 a. Verify the locations of any water, drainage, gas, sewer, electric, drainage, gas, sewer, electric, tele-
13 phone/communication, fuel, steam lines or other utilities and site features which may be encountered in any excava-
14 tions or other sitework. All lines shall be properly underpinned and supported to avoid disruption of service.
- 15 b. Do not interrupt or change existing utilities without prior written approval from owner, affected utilities and users. No-
16 tify all users impacted by outages a minimum of 48 hours in advance of outage. Notification shall be provided in writing
17 and describe the nature and duration of outages and provide the name and number of Contractor's foreman or other
18 contact.
- 19 E. Contractor shall provide and maintain continuous service (power, controls, alarms, communication, elevators, HVAC, roads
20 etc.) during the entire construction period. No outages shall be permitted on existing systems except at the time and during
21 the interval specified by the owner. Any outage must be scheduled when the interruption causes the least interference with
22 normal institutional schedules and business routines and might be scheduled during after-hours if regular business hours
23 are not acceptable to the owner. No extra costs will be paid to the Contractor for such outages, which must occur outside
24 of regular weekly working hours. Cost to the utility is paid by Contractor. The Contractor shall provide temporary utility ser-
25 vices and bypasses for any disruptions not completed within this period. The Contractor shall restore any circuit interrupted
26 as a result of this work to proper operation as soon as possible.
- 27 F. HVAC: If the building is occupied and continues operation during construction, retrofit or demolition, Contractor must
28 maintain ventilation and air conditioning for as large parts of the building as technically feasible. Where maintaining space
29 conditioning is not feasible with the existing system, the Contractor shall provide temporary sufficient air conditioning,
30 heating and ventilation in coordination with the owner. Heating to prevent freeze damage is required for all construction
31 activity regardless of occupancy. All work affecting air conditioning and ventilation must be coordinated with and approved
32 by the owner. If air conditioning, heating and ventilation has to be taken out of service for longer periods of time in parts of
33 the building and owner would be affected negatively. All such taking out of service has to be coordinated and approved by
34 the owner.
- 35 G. SHUTDOWN:
- 36 a. If the shutdown involves the interface with, or modification of, existing building energy system(s), the Contractor shall
37 be required to show the reviewed submittal and shop drawings of the proposed modifications. Shutdown schedules
38 shall have been reviewed and approved by the owner at least 72 hours prior to date of shutdown. Postponement of
39 scheduled shutdowns by the owner shall not constitute a basis for additional charges to the owner.
- 40 b. Prior to the shutdown of any building energy system(s) the Contractor shall provide the following:
- 41 c. Proof of receipt of all materials required for the shutdown or a written commitment from the responsible suppliers that
42 the required materials will be available at the time of the shutdown.
- 43 d. A list of the qualified Contractor personnel assigned to perform the work.
- 44 e. Analysis of any affect on the utility or building energy system(s) and the estimated duration of the shutdown.
- 45 f. A twenty-four-hour emergency callback phone number to be used by the owner in the event of any problems or con-
46 cerns with the modifications made to the building system(s) after the Contractor has left the site.

47 48 **3.3. DEMOLITION**

- 49 A. Perform all demolition as indicated on the drawings to accomplish new work. Demolition Drawings are based on casual
50 field observation and/or existing record documents. Verify field measurements and circuiting arrangements as shown on
51 Drawings, verify that abandoned wiring, piping, ducting and equipment serve only abandoned facilities. Report discrepan-
52 cies to the owner before disturbing existing installation. Beginning of demolition means installer accepts existing condi-
53 tions.
- 54 B. Demolition all abandoned services and devices in areas affected by this contract, even if not shown on plans. This includes
55 but is not limited to wiring, conduits, piping, and equipment.
- 56 C. Before demolition of any load bearing concrete a ground-penetrating radar or concrete X-ray scan needs to be performed
57 to detect any rebar, conduit or other damageable items. This work shall be performed at least a week before demolition
58 starts to give A/E the opportunity to resolve any issues by rebar or other obstacles in unexpected locations. Drawings with
59 existing subsurface obstacles may not be correct and shall not be relied on.
- 60 D. Where pipe or duct is removed and not reconnected with new work, cap ends of existing services as if they were new
61 work. Coordinate work with owner to minimize disruption to the existing building occupants.
- 62 E. All pipe, wiring and associated conduit, insulation, ductwork, and similar items demolished, abandoned, or deactivated are
63 to be removed from the site by the Contractor. Maintain the condition of material and/or equipment that is indicated to
64 be reused equal to that existing before work began.

- 1 F. Patch holes and openings caused by removal of material and equipment, or formerly covered by such, with like material
- 2 and texture of surrounding surface. Paint to match surroundings.
- 3 G. Disconnect all services in a manner which allows for future connection to that service. Disconnect services to equipment at
- 4 unions, flanges, valves, or fittings wherever possible.
- 5 H. Approval of all Jurisdictions Having Authority shall be obtained prior to disposal of any equipment and materials. All dis-
- 6 posal has to be in compliance with all local, county, state and nationwide regulations.
- 7 I. All disconnected wiring shall be removed from all raceway systems, panels, enclosures pull boxes, junction boxes etc. irre-
- 8 spective of whether the removal is specified in the construction documents or not. The empty raceway systems shall be
- 9 tagged spare on both ends of each termination.
- 10 J. Don't demolition or damage equipment and material that is to stay in place. Replace and repair any equipment and instal-
- 11 lations that get damaged during demolition. The Contractor shall restore all disturbed areas in accordance with the draw-
- 12 ings and specifications. If plans and specifications do not address restoration of specific areas, these areas will be restored
- 13 to pre-construction conditions as approved by owner.
- 14 K. Verify the locations of, and protect, any buildings, structures, utilities, paved surfaces, signs, streetlights, utilities, landscap-
- 15 ing and all other such facilities that are intended to remain or be salvaged. Make such explorations and probes as neces-
- 16 sary to ascertain any required protection measures that shall be used before proceeding with demolition.
- 17 L. Provide and maintain adequate catch platforms, warning lights, barricades, guards, weather protection, dust protection,
- 18 fences, planking, bracing, shoring, piling, signs, and other items required for proper protection.
- 19 M. Report damage of any facilities or items scheduled for salvaging to owner.
- 20 N. Explosives shall not be used for demolition.
- 21 O. Remove all equipment, fixtures and other materials scheduled for salvage prior to beginning demolition operations.
- 22 P. Abandon gas, electric and communication utilities in accordance with local utility company requirements, or applicable
- 23 substantive requirements if considered private.
- 24 Q. Carry out vehicle loading as necessary within the project boundaries or as defined or indicated on the drawings, but not in
- 25 locations that block vehicular traffic on the streets or pedestrian traffic on adjacent public walks.
- 26 R. Dismantle each structure in an orderly manner to provide complete stability of the structure at all times. Provide bracing
- 27 and shoring where necessary to avoid premature collapse of structure.
- 28 S. Conduct demolition operations and the removal of rubbish and debris in such a way that a minimum of nuisance dust is
- 29 caused. Constantly sprinkle rubbish and debris with water if necessary to keep nuisance dust to a minimum.
- 30 T. Where necessary to prevent collapse of any construction, install temporary shores, underpinning, struts or bracing. Do not
- 31 commence demolition work until all temporary construction is complete.
- 32 U. During the execution of the work, provide, operate, and maintain all pumping equipment, suction and discharge lines in a
- 33 number of capacity as required to keep all cellars and pits free of water from any source whatsoever at all times.
- 34 V. Masonry and concrete shall be demolished in small sections. Use braces and shores as necessary to support the structure
- 35 of the building or structure and protect it from damage. Where limits of demolition are exposed in the finished work, cut-
- 36 ting shall be made with saws, providing an absolutely straight line, plumb, true and square.
- 37 W. Operate equipment so as to cause a minimum of damage to plaster which is to remain, and so as to keep dust and dirt to a
- 38 minimum.
- 39 X. BUILDING DEMOLITION:
- 40 1. Proceed with demolition in a systematic manner, from top of structure to ground. Complete demolition work above
- 41 each floor or tier before disturbing supporting members on lower levels.
- 42 2. Neatly saw or cut joints at the limits of removal; whenever possible, locate cuts at existing joints.
- 43 3. Cut existing plaster with power saws equipped with plaster cutting blades and dust collection system.
- 44 4. Patch or repair any damaged surfaces or structural members at the limits of removal.
- 45 5. Remove structural framing members and lower to ground by hoists, derricks or other suitable means.
- 46 6. Remove all existing flooring in accordance with plans. Leave exposed existing sub flooring or surface in suitable con-
- 47 dition for receiving new finished flooring.
- 48 7. Locate demolition equipment and remove structure so as to not impose excessive loads to supporting walls, floors or
- 49 framing.
- 50 8. Break up and remove concrete slabs-on-grade, unless otherwise shown to remain.
- 51 Y. DEMOLITION BELOW GRADE:
- 52 1. Demolish foundation walls and other below grade features in accordance with the plans. Unless otherwise noted,
- 53 remove all below grade features to a point 4' below adjoining existing grade, or proposed grade, whichever is lower.
- 54 Basement and/or lowest level floors more than 4' below existing grade need not be removed, but must be broken up
- 55 to permit drainage.
- 56 2. Backfill and compact below grade areas and voids resulting from demolition of structures and other abandonment
- 57 and demolition. Backfilling shall not begin until demolition and abandonment has been approved and documented by
- 58 owner. Prior to placement of fill materials, ensure that areas to be filled are free of standing water, frost, frozen ma-
- 59 terials, trash and debris.
- 60 Z. DRAIN TILE:
- 61 1. Carefully protect and/or replace drain tiles encountered during demolition which are necessary to maintain site
- 62 drainage conditions. Immediately repair or replace any drain tiles not scheduled for demolition, but damaged. Re-
- 63 port damage to owner.
- 64 2. Repairs to drain tile or replacement drain tile shall be comparable or better than the existing drain tile system.

- 1 3. Test drain lines with water to assure free flow before covering. Remove all obstructions which may be found, retest
2 until satisfactory.
3

4 **3.4. TEMPORARY CONSTRUCTION**

- 5 A. Temporary construction shall conform to all requirements and laws of state and local authorities, which pertain to opera-
6 tion, safety, and fire hazards. Contractor shall furnish and install all items necessary for conformance with such require-
7 ments, whether called for under separate sections of these Specifications or not. Contractor shall provide, maintain, and
8 remove upon completion of his work:
- 9 B. Employ temporary crossovers and bypass to utilities, electrical connections, traffic and footbridges, and walkways used to
10 maintain services or communications, which cannot be interrupted or curtailed.
- 11 C. Provide temporary rigging, scaffolding, shoring, hoisting equipment, and all other temporary work as required for this pro-
12 ject.
- 13 D. TEMPORARY LIGHTING: shall be supplied and maintained by the Contractor so that construction work can be safely per-
14 formed. The temporary lighting system shall be sufficient to enable all trades to safely complete their work and to enable
15 owner to check all work as it is being done. Illumination shall be 5 foot-candles minimum in all areas and, in addition, shall
16 meet or exceed the requirements of 29 CFR 1926.56 Illumination (OSHA regulations) or be higher if the type of work re-
17 quires more lighting for quality control. All temporary electrical circuits for construction purposes shall be equipped with
18 combination ground fault interrupter and circuit breakers meeting the requirements of UL for Class A, Group 1 devices.
- 19 E. TEMPORARY HEATING AND COOLING
- 20 1. All heating and cooling including fuel required after enclosure of the building shall be provided by the Contractor. It
21 shall be the responsibility of the Contractor to see that every precaution is used to prevent unnecessary escape of heat.
22 A minimum temperature of 45 degrees and a maximum temperature of 65 degrees for the building shall be maintained.
23 For a period of at least ten days prior to the placing of interior woodwork and throughout the placing of this and other
24 finish, varnishing, painting, tiling etc., and until substantial completion to provide sufficient heat to insure a tempera-
25 ture in the spaces involved of not less than 70 degrees nor more than 80 degrees. Temperatures must be checked dur-
26 ing nighttime and on weekends. Restitution shall be made by Contractor responsible for damage to building and con-
27 tents caused by overheating, freezing, fumes, soot or residue given off by temporary heating or lack of thereof.
- 28 2. Permanent heating and cooling system may be used for temporary heating at owners discretion. Warranty period may
29 not be affected by use of permanent heating. Temporary filters shall be used in the permanent system. If the perma-
30 nent heating system appears to be dirty after use, owner may require cleaning at contractor's expense.
- 31 3. Provide bases, shields, etc., around heating elements to prevent too rapid drying of adjacent concrete, masonry or plas-
32 ter. Surfaces and structure shall be patched as required.
- 33 4. The use of temporary units whose product of combustion will damage fresh concrete, mortar or other building materi-
34 als, will not be allowed. Use of coke or oil salamanders is prohibited. All portable temporary heating units shall be
35 properly ventilated to prevent combustion gases from remaining in the heating area.
- 36 5. Cooling shall be provided to all occupied areas that have permanent cooling installed. Such areas include but are not
37 limited to offices, server rooms etc. Temperatures maintained must be equal to what the existing permanent system
38 was able to maintain or what the new designed system is capable of delivering.
- 39 6. Cooling capacity shall be sufficient and have spare capacity as required to account for diminished performance during
40 temporary operation. Performance can be diminished by infiltration, bent hoses, dirt etc. Plans may or may not show
41 specific capacities. Those are approximations and more cooling may be required.
- 42 F. TEMPORARY ELECTRICAL SERVICE
- 43 1. The Contractor shall make all arrangements with the local utility company for metered electrical service, pay for the in-
44 stallation of all temporary service to utility point of termination shown on drawings, and upon completion of project,
45 pay for removal of temporary service. The meter shall be taken out in the Contractor's name. The Contractor shall
46 patch surfaces and structure after services have been removed. The Contractor shall pay for all electrical energy con-
47 sumed for construction purposes for all trades including temporary offices, for operation of ventilating equipment, for
48 heating of building, and for testing and operating of all equipment. The Contractor shall continue to pay for energy
49 used until substantial completion even though equipment has been connected to the permanent wiring.
- 50 2. Contractor shall provide and maintain electrical services in single phase or multiphase as required by equipment to be
51 used. Provide at multiple services to ensure service to run at less than 75% of its capacity at all times and to enable
52 short cable runs of less than 300 ft to equipment to be used.
- 53 G. TEMPORARY WATER, SEWER AND PUMPS:
- 54 1. The Contractor shall supply all water required for construction and other purposes until the permanent water supply
55 system is accepted and in operation. As soon as possible Contractor shall install and pay for permanent water mains in-
56 to new building, provide temporary gate valve and freezing protection, extend piping and provide a ¾" hose bib for use
57 by all Contractors. Permanent lines may be used.
- 58 2. Waste of water shall be avoided and valves, connections, pumps pipes and hoses shall be provided by Contractor kept
59 in perfect condition. Water supply used by workmen shall be kept clean and sanitary at all times.
- 60 3. Sewer work shall be started and finished as soon as possible. Including backfill.
61

62 **3.5. INSTALLATION**

- 63 A. Install in accordance with manufacturer's instructions and all code requirements. Provide the owner with copy of manufac-
64 turer's instructions prior to installation. Coordinate equipment location with piping, ductwork, conduit and equipment of
65 other trades to allow sufficient clearances. Locate equipment to provide access space for servicing all components. Install in

- 1 accordance with recognized industry practices. The manufacturer's latest recommendations shall be used. It is Contractor's
2 responsibility to enforce these requirements with all the Contractors. The Contractor shall be responsible for correcting any
3 infringement on this requirement at no cost to owner.
- 4 B. Startup and test equipment and adjust operating and safety controls for proper operation.
- 5 C. Contractor shall coordinate work with existing equipment so that all systems, equipment and other components will fit the
6 available space, and will allow proper service and repair. Each location needs to be approved by owner. This also applies to
7 existing equipment if newly installed equipment interferes with its accessibility. Location of equipment has to fit into exist-
8 ing panels, decoration or finish. Owner can request position changes of equipment before the work has begun.
- 9 D. The Contractor shall cooperate in reducing objectionable noise or vibration. If noise or vibration is a result of improper
10 material or installation, these conditions shall be corrected at no cost to owner. Abnormal buzzing in equipment is not ac-
11 ceptable.
- 12 E. Provide carpentry, cutting, patching, and core drilling required for installation of material and equipment.
- 13 F. WATERPROOF CONSTRUCTION: Maintain waterproof integrity of penetrations of materials intended to be waterproof.
14 Provide flashings at exterior roof penetrations. Caulk penetrations of foundation walls and floors watertight. Provide
15 membrane clamps at penetrations of waterproof membranes.
- 16 G. PAINTING OF EQUIPMENT AND HARDWARE: Provide moisture resistant paint for all exterior painting. Colors shall be as
17 shown on the drawings unless specified. All exposed conduits, raceways and gutters inside (finished spaces) and outside the
18 building shall be painted to match the wall color.
- 19 H. Lubricate all bearings with lubricant as recommended by the manufacturer before the equipment is operated for any rea-
20 son. Once the equipment has been run, maintain lubrication in accordance with the manufacturer's instructions until the
21 work is accepted by owner. Maintain a log of all lubricants used and frequency of lubrication; include this information in the
22 Operating and Maintenance Manuals at the completion of the project.

23 24 **3.6. DELIVERY, STORAGE AND HANDLING OF MATERIALS**

- 25 A. Contractor must be present to accept delivery of all equipment and material shipments. Owner will not knowingly accept,
26 unload or store anything delivered to the site for the Contractor's use. Inadvertent acceptance of delivered items by owner
27 shall not constitute acceptance or responsibility for any of the materials or equipment. It is the Contractor's responsibility
28 to assume liability for equipment or material delivered to the job site.
- 29 B. Comply with manufacturer's ordering instructions and lead-time requirements to avoid construction delays. Materials and
30 equipment shall be delivered to the site in adequate time to ensure uninterrupted progress of the work and inspection of
31 material by owner. Deliver materials in manufacturer's original, unopened, undamaged containers with identification labels
32 intact. Packaged units shall be delivered in their original crates.
- 33 C. Store in a clean and dry space. Maintain factory wrapping or provide an additional heavy canvas or heavy plastic cover to
34 protect units from dirt, water, construction debris, and traffic. Promptly inspect shipments to insure that the material is un-
35 damaged and complies with specifications. Materials or equipment, which do not conform to the Specifications or are dam-
36 aged shall not be incorporated in the work and shall be immediately removed from the site.
- 37 D. Arrange for the necessary openings in the building to allow for admittance of all apparatus. When the building access was
38 not previously arranged and must be provided by this Contractor, restore any opening to its original condition after the ap-
39 paratus has been brought into the building.
- 40 E. Contractor shall confine equipment, apparatus, storage of materials and operations to limits indicated on the drawings or
41 by specific direction of owner. Storage of materials within the building shall at no time exceed the design carrying capacity
42 of the structural system. The Contractor assumes full responsibility for damage due to the storage of materials.
- 43 F. Material shall be stored according to manufacturer's recommendations as a minimum. Provide and maintain watertight
44 storage sheds on the premises where directed, for storage of materials that might be damaged by weather. Sheds shall
45 have wood floors raised at least 6" above the ground. Materials, construction sheds, and earth stockpiles shall be located so
46 as not to interfere with the installation of the utilities nor cause damage to existing lines. Should it be necessary at any time
47 to move material sheds or storage platforms, the Contractor shall move it at the Contractor's expense, when directed by
48 owner.
- 49 G. If necessary, material will be stored off site at the Contractor's expense. Offsite storage agreements will not relieve the
50 Contractor from using proper storage techniques. Storage and protection methods must allow inspection to verify prod-
51 ucts.
- 52 H. All materials shall be stored in a manner that prevents release of hazardous material to the environment. All hazardous
53 materials, including motor fuels, shall be properly handled and contained to prevent spills or other releases. The Contractor
54 shall develop and maintain a contingency plan to provide emergency response, containment, and cleanup of spills of haz-
55 ardous materials resulting from contract activities. All spills and releases shall be reported to owner immediately

56 57 **3.7. CONCRETE WORK**

- 58 A. Provide all layout drawings, anchor bolts, metal shapes, and/or templates required to be cast into concrete or used to form
59 concrete for support or installation of electrical, mechanical, plumbing piping, fixtures, specialties and equipment. This in-
60 cludes but is not limited to piping thrust restraints, pipe supports, hydrant supports, manholes, catch basins, grease traps,
61 septic tanks, distribution boxes, valve pits, meter pits, cleanout cover pads, yard hydrant pads, etc. Coordinate locations of
62 equipment, pipe penetrations in wet areas, etc. with other trades.
- 63 B. Unless noted otherwise provide cast in place concrete for equipment pads, manhole bases and thrust blocks. Concrete to
64 be 3,000 psi at 28 days, 3/4 inch aggregate, five bags cement, three inch slump, air entraining admixture. The ACI 614 Rec-
65 ommended Practice for Measuring, Mixing and Placing of Concrete shall constitute the execution requirements.

1
2 **3.8. OPENINGS, SLEEVES, CUTTING, STRUCTURAL ATTACHMENT, PATCHING AND PAINTING**

- 3 A. Before any drilling, cutting or other type of opening the contractor shall verify that no conduits, wires, pipes or other items
4 are in or near opening area. X-ray or ground-penetrating radar technology shall be employed to survey ceilings, slabs or
5 walls when potentially damaging opening techniques are employed. Existing available data and records may not be accu-
6 rate regarding exact location of structural steel, pipes or conduit.
- 7 B. Openings shall be the responsibility of the Contractor requiring the openings even if such openings are not shown on draw-
8 ings. The Contractor shall install sleeves for all openings and shall submit to the owner for review and approval, layout
9 drawings of all such required sleeves and/or openings. Sleeve and opening sizes and locations shall be dimensioned from
10 column lines and floor elevations or from a point of reference approved by owner.
- 11 C. All openings shall be made as airtight, watertight, fireproof, smoke-tight, thermally insulated as the wall they are in. Patch
12 wall around sleeve to match adjacent wall construction and finish. In finished spaces where penetration through wall is ex-
13 posed to view, sheet metal sleeve shall be installed flush with face of wall. Grout area around sleeve in masonry construc-
14 tion. Patching includes repairing openings to match adjacent construction and painting the surface to match existing sur-
15 face including texture.
- 16 D. For floor pipe and duct penetrations through floors in mechanical rooms and wet locations (all rooms with water tap or
17 connection, Parking ramps, kitchens, food service areas, pumping stations, swimming pools, chemical storage, storage of
18 liquids or locations that can get wet by accident or failure of a component etc.), core drill opening and provide 1-1/2" x 1-
19 1/2" x 1/8" galvanized steel angles fastened to floor surrounding the penetration or group of penetrations to prevent water
20 from getting to penetration. Provide urethane caulk between angles and floor and fasten angles to floor minimum 8" on
21 center. Seal corners water tight with urethane caulk. Or, core drill sleeve opening large enough to insert schedule 40
22 sleeve and grout area around sleeve with hydraulic setting, non-shrink grout. If the pipe penetrating the sleeve is support-
23 ed by a pipe clamp resting on the sleeve, weld a collar or struts to the sleeve that will transfer weight to existing floor struc-
24 ture. Size sleeve to allow insulation and paint the sleeve.
- 25 E. PIPE SLEEVES:
- 26 1. Provide galvanized sheet metal sleeves for pipe penetrations through interior and exterior walls to provide a backing for
27 sealant or firestopping. Pipe sleeves in new poured concrete construction shall be schedule 40 steel pipe (sized to allow
28 insulated pipe to run through sleeve), cast in place.
- 29 2. Pipe sleeves are not required in interior non-rated drywall, plaster or wood partitions and sleeves are not required in
30 existing poured concrete walls where penetrations are core drilled.
- 31 3. Pipe sleeves in new poured concrete construction shall be schedule 40 steel pipe (sized to allow insulated pipe to run
32 through sleeve), cast in place.
- 33 4. Extend the top of sleeve 2 inch above the adjacent floor in piping floor penetrations located in the mechanical rooms
34 and wet locations listed below. In finished areas sleeves shall be flush with rough floor.
- 35 F. DUCT SLEEVES:
- 36 1. Duct sleeves are not required in non-rated partitions or floors.
- 37 2. Provide sleeve required for fire dampers in fire-rated partitions and floors.
- 38 G. NON-RATED PENETRATIONS:
- 39 1. Conduit Penetrations Through Below Grade Walls: In exterior wall openings below grade, use a modular mechanical
40 type seal consisting of interlocking synthetic rubber links shaped to continuously fill the annular space between the un-
41 insulated conduit and the cored opening or a water-stop type wall sleeve.
- 42 2. Conduit and Cable Tray Penetrations: At conduit and cable tray penetrations of non-rated interior partitions, floors and
43 exterior walls above grade, use urethane caulk in annular space between conduit and sleeve, or the core-drilled open-
44 ing.
- 45 3. In exterior wall openings below grade, assemble rubber links of mechanical seal to the proper size for the pipe and
46 tighten in place, in accordance with manufacturer's instructions.
- 47 H. Do not pierce beams or columns without owner's permission and then only as directed in writing.
- 48 I. No devices or materials shall be attached to non-structural or structural members or parts of the building without approval
49 by owner. All items shall be attached to structurally stable building parts only. Provide all supporting devices as required for
50 the installation of mechanical equipment and materials. All supports and installation procedures are to conform to the lat-
51 est requirements of the ANSI Code for building piping. Do not hang any mechanical item directly from a metal deck or run
52 piping so its rests on the bottom chord of any truss or joist. Fasteners depending on soft lead for holding power or requiring
53 powder actuation will not be accepted. Support apparatus and material under all conditions of operation, variations in in-
54 stalled and operating weight of equipment and piping, to prevent excess stress, and allow for proper expansion and con-
55 traction.
- 56 J. Provide all supporting steel required for the installation of mechanical equipment and materials, including angles, channels,
57 beams, etc. to suspended or floor supported tanks and equipment. All of this steel may not be specifically indicated on the
58 drawings.

59
60 **3.9. IDENTIFICATION**

- 61 A. All labels shall be permanent, and machine generated. NO HANDWRITTEN OR NON-PERMANENT LABELS ARE ALLOWED.
- 62 B. Identify all equipment with engraved name plates (White letters on a black background, 1/16 inch thick plastic laminate,
63 beveled edges, screw mounting, Setonply Style 2060 by Seton Name Plate Company or Emedolite Style EIP by EMED Co., or
64 equal by W. H. Brady).

- 1 C. Identify interior piping with >1" stencils or snap-around pipe marker Equal to Seton Setmark not less than once every 25
2 feet, not less than once in each room, not less than once per 6' (or larger) section, adjacent to each access door or panel,
3 and on both side of the partition where accessible piping passes through walls or floors. Place flow directional arrows at
4 each pipe identification location. Label all pipes with name of loop and arrows for flow direction with permanent label.
5 Mark pipes based on served system as "hot", "cold", and as "boiler", "chilled", "geothermal" and also as "glycol" or "wa-
6 ter". All supply water shall be labeled per code as "potable" (green background / white letters) or "non-potable" (yellow
7 background / black letters). Label all gauges. Use one coat of black enamel against a light background or white enamel
8 against a dark background.
- 9 D. Provide all buried utilities, conduit and pipes with detectable underground warning tape, 5.0 mil overall thickness, 6" width,
10 .0035" thick aluminum foil core with polyethylene jacket bonded to both sides. Color code tape and print caution along
11 with name of buried service in bold letters on face of tape. Manufacturers: Thor Enterprises Magnatec or equal by Carlton,
12 MSI Marking Services, Seton.
- 13 E. Extend tape to surface at building entrances, meters, hydrants and valves. Where existing underground warning tape is
14 broken during excavation, replace with new tape identifying appropriate service and securely spliced to ends of existing
15 tape.
- 16 F. All underground non-metallic sewers/mains and water services/mains shall be provided with tracer wire installations. Trac-
17 er wire installations shall conform with code. Tracer wire shall be continuous solid copper or steel plastic coated with split
18 bolt or compression-type connectors.
- 19 G. Identify valves with brass tags bearing a system identification and a valve sequence number. Use round brass tags with 1/2
20 inch numbers, 1/4 inch system identification abbreviation, 1-1/4 inch minimum diameter, with brass jack chains, brass "S"
21 hooks or one piece nylon ties around the valve stem, available from EMED Co., Seton Name Plate Company, or W. H. Brady.
22 Valve tags are not required at a terminal device unless the valves are greater than ten feet from the device, located in an-
23 other room or not visible from device. Provide a typewritten valve schedule and pipe identification schedule indicating the
24 valve number and the equipment or areas supplied by each valve and the symbols used for pipe identification; locate
25 schedules in mechanical room and in each Operating and Maintenance manual. Schedule in mechanical room to be framed
26 under clear plastic.
- 27 H. Identify balancing valves like valves above and in addition include balancing chart for the specific balancing valve and detail
28 the setting and flow set at time of balancing.
- 29 I. Label fire, smoke and combination fire smoke dampers on the exterior surface of ductwork directly adjacent to access
30 doors using a minimum of 0.5 inch height lettering reading, "SMOKE DAMPER" or "FIRE DAMPER". Smoke and combination
31 fire smoke dampers shall also include a second line listing the individual damper tag. The tags must be coordinated with
32 the mechanical schedules. Utilize stencils or manufactured labels. All other forms of identification are unacceptable. All
33 labels shall be clearly visible from the ceiling access point.
- 34 J. Label all conductors. Size shall be appropriate for the conductor or cable size(s), outlet faceplate layout and patch panel
35 design. All labels shall be self-laminating, white/transparent vinyl and be wrapped around the cable or sheath. Flag type
36 labels are not allowed. The labels shall be of adequate size to accommodate the circumference of the cable being labeled
37 and properly self-laminate over the full extent of the printed area of the label.

39 **3.10. TRAINING AND DEMONSTRATION**

- 40 A. The owner's facility staff (and occupants and service Contractors as needed), shall receive orientation and training on fea-
41 tures, systems and equipment in this facility requisite with the complexity and criticality of the system and the owner's
42 needs. Additional training requirements may be found in specific equipment sections. Owner may video-record all training
43 sessions.
- 44 B. Only training on equipment that is commissioned and works as designed and with approved Operations and Maintenance
45 manual is acceptable. If system fails, training will be repeated.
- 46 C. The Contractor shall be responsible for training coordination and scheduling and ultimately for ensuring that training is
47 completed on all equipment per the Specifications. Unless otherwise required or approved, the training shall be given dur-
48 ing regular business hours during a regular work week.
- 49 D. Owner will be responsible for coordinating and approving the content and adequacy of the training.
- 50 E. Training team shall consist of, as needed and at the discretion of the owner, the installing technician, installing Contractor
51 and the appropriate trade or manufacturer's representative on each major piece of equipment. Practical building operating
52 expertise as well as in-depth knowledge of all modes of operation of the specific piece of equipment as installed in this pro-
53 ject is required by the person training. If owner determines training was not adequate, it will be repeated in improved form.
- 54 F. Follow the outline in the table of contents of the operation and maintenance manual and illustrate whenever possible the
55 use of the O&M manuals for reference. Training Shall Include the Following:
- 56 1. Use of the printed installation, operation and maintenance instruction material included in the O&M manuals.
- 57 2. A review of the written O&M instructions emphasizing safe and proper operating requirements, preventative mainte-
58 nance, and special tools needed and spare parts inventory suggestions. The training shall include start-up, operation in
59 all modes possible, shutdown, seasonal changeover, as applicable, and any emergency procedures.
- 60 3. Discussion of relevant health and safety issues and concerns.
- 61 4. Discussion of warranties and guarantees.
- 62 5. Common troubleshooting and maintenance issues, problems and solutions.
- 63 6. Explanatory information included in the O&M manuals and the location of all related plans and manuals in the facility.
- 64 7. Discussion of any peculiarities of equipment installation or operation.
- 65 G. The format and training agenda in The HVAC Commissioning Process, ASHRAE Guideline 1 is recommended, as applicable.

- 1 H. Hands-on training shall include start-up, operation in all modes possible, including manual, shutdown and any emergency
2 procedures and preventative maintenance for all pieces of equipment.
- 3 I. Training shall occur after functional testing and piping and equipment labeling are complete unless approved otherwise by
4 Owner.
- 5 J. HVAC CONTROL SYSTEMS:
 - 6 1. For the primary HVAC equipment, the controls Contractor shall provide a short discussion of the control of the equip-
7 ment during the mechanical or electrical training conducted by others.
 - 8 2. The standard operating manual for the system and any special training manuals shall be provided for and retained by
9 each trainee. In addition, the system technical manual shall be demonstrated during training. Manuals shall include de-
10 tailed description of the subject matter for each session. The manuals shall cover all control sequences and have a defi-
11 nitions section that fully describes all relevant words used in the manuals and in all software displays.
 - 12 3. The trainings will be tailored to the needs and skill-level of the trainees and be oriented to the specific system installed
13 in this project.
 - 14 4. There shall be three training sessions:
 - 15 5. Training I - Control System: The first training shall be 4 hours in length.
 - 16 6. Training II - Building Systems: The second session shall be held on-site for a period of 12 hours of actual hands-on train-
17 ing after the completion of system commissioning. The session shall include instruction on:
 - 18 a. A review of the as-built drawings and O&M manuals, a walk-through of the facility to identify control panels and
19 device locations.
 - 20 b. Specific hardware configuration of installed systems in this building and specific instruction for operating the in-
21 stalled system, including HVAC systems, lighting controls and any interface with security and communication sys-
22 tems.
 - 23 c. Security levels, alarms, system start-up, shut-down, power outage and restart routines, changing set points and
24 alarms and other typical changed parameters, overrides, freeze protection, manual operation of equipment, op-
25 tional control strategies that can be considered, energy savings strategies and set points that if changed will ad-
26 versely affect energy consumption, energy accounting, procedures for obtaining vendor assistance, etc.
 - 27 d. All trending and monitoring features (values, change of state, totalization, etc.), including setting up, executing,
28 downloading, viewing both tabular and graphically and printing trends. Trainees will actually set-up trends in the
29 presence of the trainer.
 - 30 e. Every screen shall be completely discussed, allowing time for questions.
 - 31 f. Use of keypad or plug-in laptop computer at the zone level.
 - 32 g. Use of remote access to the system via phone lines or networks.
 - 33 h. Setting up and changing an air terminal unit controller.
 - 34 i. Graphics generation.
 - 35 j. Point database entry and modifications.
 - 36 k. Understanding FMCS field panel operating programming (when applicable).
 - 37 7. Training III - Deferred On-Site: The third training will be conducted on-site 6 months after occupancy and consist of 8
38 hours of training in one session. The session will be structured to address specific topics that trainees need to discuss
39 and to answer questions concerning operation of the systems.
- 40 K. FIRE ALARM SYSTEM:
 - 41 1. Provide 2 hours of training to operate primarily, Level 1 and Level 2 system operators / users.
 - 42 2. A 2 hour session for the purpose of training personnel who will need to administrate and maintain the system. This
43 training session shall familiarize these "power-users" with High-Level functions, and shall also familiarize Electrical De-
44 partment personnel with an overview of the as-built drawings and equipment configuration / basic troubleshooting.
 - 45 3. The above training shall include, but not be limited to, providing and reviewing all programming software, access codes,
46 and licenses that allow the Owner to add or to delete any points (i.e.: The mapping of devices), and to change a heat
47 detector to a smoke detector. To meet this requirement, provide the necessary configuration and/or access code
48 (hardware and/or software key). If the Vendor can not meet this requirement, the product is not acceptable
- 49 L. Testing Adjusting and Balancing: The Contractor shall have the following special training responsibilities relative to the test-
50 ing, adjusting and balancing (TAB) work:
 - 51 1. The TAB technician shall meet with facility staff after completion of TAB and instruct them on the following:
 - 52 a. Go over the final TAB report, explaining the layout and meanings of each data type.
 - 53 b. Discuss any outstanding deficient items in control, ducting or design that may affect the proper delivery of air or
54 water.
 - 55 c. Identify and discuss any terminal units, duct runs, diffusers, coils, fans and pumps that are close to or are not meet-
56 ing their design capacity.
 - 57 d. Discuss any temporary settings and steps to finalize them for any City-furnished, City-installed equipment.
 - 58 e. Other salient information that may be useful for facility operations, relative to TAB.

3.11. TESTS, PUNCH LIST AND FINAL ACCEPTANCE

- 61 A. The complete installation consisting of the several parts and systems and all equipment installed according to the require-
62 ments of the Contract Documents, shall be ready in all respects for use by owner and shall be subjected to a test at full op-
63 erating conditions and pressures for normal conditions of use.
- 64 B. Contractor shall make all necessary adjustments and replacements affecting the work, which is necessary to fulfill owner's
65 requirements and to comply with the directions and recommendations of the manufacturer of the several pieces of equip-

- 1 ment, and to comply with all codes and regulations, which may apply to the entire installation. Contractor shall also make
2 all required adjustments to comply with all provisions of the drawings and specifications.
- 3 C. Prior to acceptance, all elements of operating equipment, including those of mechanical nature and those that slide, swing,
4 turn, or are intended to move in any way and those of an electrical nature, shall be given an operating test to assure to the
5 satisfaction of owner that such equipment operates as required. Contractor shall make all adjustments, replacements, and
6 such other modifications as needed. If it is necessary to run equipment in order to complete the work, for periods that ex-
7 ceed the manufacturer's recommended maintenance interval, the Contractor will provide such required maintenance at no
8 additional cost to owner.
- 9 D. Notice that the work is ready for final inspection and acceptance shall be given after the Contractor has carefully inspected
10 all portions of the work, has reviewed in detail the drawings and specifications, and that to the best of the Contractor's
11 knowledge all conditions of the contract documents have been fulfilled. The owner and the Contractor shall make a joint
12 inspection of the work and owner will issue a punchlist.
- 13 1. Multiple punch lists can be submitted and neither punchlist may be considered final. Punchlist can be submitted
14 throughout the entire warranty period.
 - 15 2. If Contractor fails to perform required corrective work in less than 30 days upon receipt of punch list by Contractor,
16 owner can perform corrections or hire a separate contractor and charge the Contractor the full cost.
 - 17 3. Contractor shall advise owner that the necessary work has been performed. If punch list items were not resolved and
18 the work was not performed in less than 30 days upon receipt of punch list by Contractor, the Contractor shall be re-
19 quired to compensate the owner for additional site visits of project manager, design professional and other related
20 staff at a rate of \$ 100/hour plus mileage. The amount shall be paid to the owner prior to processing the final pay-
21 ment. Payment may be processed as deductive change order.
- 22 E. After deficiencies, if any, have been corrected or accounted for, and after all work is satisfactorily complete, the City will
23 accept the work; and Notice of Completion will be filed by owner. The contractor shall test equipment before claiming
24 completion. Prior to final acceptance, filing of the Notice of Completion or processing of final payment, the following shall
25 be done and submitted reviewed and accepted by owner:
- 26 1. Certificates of compliance and guarantees required under various Sections
 - 27 2. Operating and maintenance manuals
 - 28 3. Instruction to City personnel, as required
 - 29 4. Test reports (TAB, fire alarm, elevator etc.)
 - 30 5. Certifications and registrations (boiler etc.)
 - 31 6. All keys
 - 32 7. Replacement material as required in specifications
 - 33 8. All required operations tests
 - 34 9. All documents required by commissioning, LEED certification and other project related documents
 - 35 10. Satisfy all commissioning requirements
 - 36 11. As -built documents
 - 37 12. All punch list items resolved
 - 38 13. All training provided (except deferred seasonal training)
 - 39 14. All warranty issues brought to Contractor's attention so far resolved
 - 40 15. Warranty documents signed by representative of manufacturer, guarantee documents, roofing agreement and other
41 warranty related documents
- 42

43 3.12. CLEANING

- 44 A. The construction site shall be kept in clean and safe manner. The Contractor shall clean up and remove from the premises,
45 on a daily basis accumulation of surplus materials, rubbish, debris and scrap and shall repair all damage to new and exist-
46 ing equipment resulting from its work. When job is complete, this Contractor shall remove all tools, excess material and
47 equipment, etc., from the site. Contractors or subcontractors found to be in violation may be required to leave the jobsite
48 until their staff is trained in orderly, clean and safe construction site work. Clean and safe construction site includes but is
49 not limited to:
- 50 1. All trades keep a separate and neat area for material, equipment etc.
 - 51 2. Equipment and material not needed anymore is removed from the jobsite
 - 52 3. Demolition material and equipment is removed from jobsite daily
 - 53 4. All material and equipment is sorted and stored properly
- 54 B. Spreading of dirt, dust and other construction related material must be kept to a minimum. Occupied and work areas must
55 be separated by seals. Such seals shall be inspected and repaired frequently as needed to ensure proper sealing at all
56 times.
- 57 C. Keep streets, walks and all other adjacent paved areas clean and swept clear of dirt, mud and debris deposited as a result
58 of this operation. Protect surrounding area from dust. Control rodents, and other vermin associated with demolition op-
59 erations.
- 60 D. All installed items shall be cleaned at time of installation, and all lens exteriors shall be cleaned just prior to final inspec-
61 tion. Equipment shall be thoroughly cleaned of all stains, paint, spots, dirt and dust. All temporary labels not used for in-
62 struction or operation shall be removed. Dust, dirt and other foreign matter shall be removed completely from all internal
63 surfaces of all mechanical and electrical units, cabinets, ducts, pipes, etc. Dirt, soil, fingerprints, stains and the like, shall be
64 completely removed from all exposed finished surfaces.

- 1 E. Contractor shall wash all glass immediately prior to the occupancy of this project. Work shall include the removal of labels,
2 paint splattering, glazing compound and sealant. Surfaces shall include mirrors and both sides of all glass in windows, bor-
3 rowed lights, partitions, doors and sidelights. In addition to the above, the Contractor shall be responsible for the general
4 "broom" cleaning of the premises and for expediting all of the cleaning, washing, waxing and polishing required within the
5 technical sections of the specifications governing work under this Contract. The Contractor shall also perform "final"
6 cleaning of all exposed surfaces to remove all foreign matter, spots, soil, construction dust, etc., so as to put the project in
7 a complete and finished condition ready for acceptance and use intended.
- 8 F. If rubbish and debris is not removed, or if surfaces are not cleaned as specified above, the owner reserves the right to have
9 said work done by others and the related cost(s) will be deducted from monies due the Contractor.

10
11
12

END OF SECTION

APPENDIX C - WASTE DIVERSION LOG

1
2
3
4
5
6
7
8
9

Instructions: Use as many sheets as needed.

Project Title: _____

Company: _____

Log Dates: ___ ___ through ___ ___

Material	Date	Destination	Salvaged	Recycled	Tons	Cubic Yards	Cost
Total							

10
11

**FIRE STATION #9 ROOF REPLACEMENT
ETHYLENE-PROPYLENE-DIENE-MONOMER ROOFING (EPDM)**

PART 1 GENERAL

1.01 SECTION INCLUDES

- A. Project Name: City of Madison – Fire station #9 Roof Replacement
- B. EPDM membrane roofing system, including all components specified.
- C. Comply with the published recommendations and instructions of the roofing membrane manufacturer, at: Firestone, <http://manual.fsbp.com> or for Carlisle at: <http://www.carlisesyntec.com/>
- D. Commencement of work by Contractor shall constitute acknowledgement by Contractor that this specification can be satisfactorily executed, under the project conditions and with all necessary prerequisites for 30 year warranty acceptance by roofing membrane manufacturer. No modification of the Contract Sum will be made for failure to adequately examine the Contract Documents or the project conditions.
- E. Project requirements includes complete removal and disposal of existing roof systems including membranes, flashings, insulations, fasteners, base tie-ins, metal flashings, etc. Exposed deck shall be inspected for damage, and reported to owner's representative prior to installing new system.

1.02 RELATED REQUIREMENTS

- A. Not applicable

1.03 DEFINITIONS

- A. LTTR: Long Term Thermal Resistance, as defined by ASTM C1289-13e-1.

1.04 REFERENCE STANDARDS

- A. ASTM C1289 - Standard Specification for Faced Rigid Cellular Polyisocyanurate Thermal Insulation Board; 2012.
- B. ASTM 1289-13e-1 - Standard Test Method Determination of L-Term Thermal Resistance Of Closed-Cell Thermal Insulating Foams; 2009.
- C. PS 1 - Structural Plywood; 2009.
- D. PS 20 - American Softwood Lumber Standard; 2005.
- E. SPRI ES-1 - Wind Design Standard for Edge Systems Used with Low Slope Roofing Systems; 2003. (ANSI/SPRI ES-1)

1.05 ADMINISTRATIVE REQUIREMENTS

- A. Pre-Construction Meeting: Before start of roofing work, The City shall hold a meeting where the Contractor shall discuss the proper installation of materials, review the shop drawing, submittals, manufacturer's standard details and requirements to achieve the stated 30 year warranty.
 - 1. Require attendance with all parties directly influencing the quality of roofing work or affected by the performance of roofing work.
 - 2. The City Project Manager shall schedule the Pre-Construction Meeting.

1.06 SUBMITTALS

- A. See Section 01 0000 Part 1 D3 1.15 for SUBMITTALS, for submittal procedures.
- B. Product Data:
 - 1. Provide membrane manufacturer's printed data sufficient to show that all components of roofing system, including insulation and fasteners, comply with the specified requirements and with the membrane manufacturer's requirements and recommendations for the system type specified; include data for each product used in conjunction with roofing membrane.
- C. Samples: Submit samples of each product to be used.

- D. Shop Drawings: Provide:
 1. The roof membrane manufacturer's standard details customized for this project for all relevant conditions, including flashings, base tie-ins, roof edges, curbs, terminations, expansion joints, penetrations, curbing and drains.
 2. For tapered insulation, provide project-specific layout and dimensions for each board.
Provide the overall R-value achieved for each tapered roof.
- E. Installer Qualifications: Letter from manufacturer attesting that the roofing installer meets the specified qualifications.
- F. Pre-Installation Notice: Copy to show that manufacturer's required Pre Installation Notice (PIN) has been accepted and approved by the manufacturer.
- G. Executed 30 Year Warranty.

1.07 QUALITY ASSURANCE

- A. Installer Qualifications: Roofing installer shall have the following:
 1. At least five years experience in installing specified system.

1.08 DELIVERY, STORAGE AND HANDLING

- A. Deliver products in manufacturer's original containers, dry and undamaged, with seals and labels intact and legible.
- B. Store materials clear of ground and moisture with weather protective covering.
- C. Keep combustible materials away from ignition sources.

1.09 WARRANTY – 30 Year

- A. Comply with Manufacturers Project Closeout Submittal procedure to satisfy the 30 year warranty requirements.
- B. Comply with all 30 year warranty procedures required by manufacturer, including notifications, scheduling, and inspections.
- C. Warranty – 30 Year: Firestone Limited Warranty covering membrane, roof insulation, and other indicated components of the system, for the term indicated.
 1. Limit of Liability: No dollar limitation.
 2. Scope of Coverage: Repair leaks in the roofing system caused by:
 - a. Ordinary wear and tear of the elements.
 - b. Manufacturing defect in Firestone brand materials.
 - c. Defective workmanship used to install these materials.
 - d. Damage due to winds up to 55 mph (88 km/h).
 3. Not Covered:
 - a. Damage due to winds in excess of 55 mph (88 km/h).
 - b. Damage due hurricanes or tornadoes.
 - c. Hail.
 - d. Intentional damage.
 - e. Unintentional damage due to normal rooftop inspections, maintenance, or service.
- D. Metal Roof Edging with Exposed Decorative Fascia: Provide 20 year warranty for painted finish covering color fade, chalk, and film integrity.

PART 2 PRODUCTS

2.01 MANUFACTURERS

- A. Acceptable Manufacturer - Roofing System: Firestone Building Products LLC, Carmel, IN: www.firestonebpc.com.
 1. Roofing systems manufactured by others are acceptable provided the roofing system is completely equivalent in materials and warranty conditions and the manufacturer meets the following qualifications:
 - a. Specializing in manufacturing the roofing system to be provided.
 - b. Minimum ten years of experience manufacturing the roofing system to be provided.

- c. Able to provide a no dollar limit, single source roof system warranty that is backed by corporate assets in excess of one billion dollars.
 - d. ISO 9002 certified.
 - e. Able to provide isocyanurate insulation that is produced in own facilities.
 - f. Roofing systems manufactured by the companies listed below are acceptable provided they are completely equivalent in materials and warranty conditions:
 - 1. **Carlisle Syntec Systems, Carlisle, PA:** <http://www.carlisesyntec.com/>
- B. Manufacturer of Insulation: Same manufacturer as roof membrane.
 - C. Manufacturer of Metal Roof Edging: Same manufacturer as roof membrane.
 - 1. Metal roof edging products by other manufacturers are not acceptable.
 - 2. Field- or shop-fabricated metal roof edgings are not acceptable.
 - 3. Factory fabricated products by other manufacturers are acceptable provided they are completely equivalent in materials and performance.
 - 4. Factory fabricated products manufactured by the companies listed below are acceptable provided they are completely equivalent in materials and performance:

2.02 ROOFING SYSTEM DESCRIPTION

- A. Roofing System: Ethylene-propylene-diene-monomer (EPDM) single-ply membrane.
 - 1. Membrane Attachment: Ballasted.
 - 2. Warranty: Full system warranty; Firestone 30 year Platinum Limited Warranty covering membrane, roof insulation, and membrane accessories.
 - 3. Comply with applicable local building code requirements.
- B. Roofing System Components: Listed in order from the top of the roof down:
 - 1. Membrane: 90 mil RubberGard EPDM Membrane
 - 2. Base Sheet Over Insulation: Mechanically attached.
 - 3. Insulation:
 - a. Maximum Board Thickness: 3 inches (75 mm); use as many layers as necessary; stagger joints in adjacent layers.
 - b. Tapered: Slope as indicated; provide minimum R-value at thinnest point; place tapered layer on bottom. R-value to be average R30.
 - c. Top Layer: Polyisocyanurate foam board, non-composite; mechanically fastened.
 - d. Intermediate Layer(s), If Any: Polyisocyanurate foam board, non-composite; loose-laid, no attachment.
 - e. Bottom Layer: Polyisocyanurate foam board, non-composite; mechanically fastened.
 - f. Crickets: Tapered insulation of same type as specified for top layer; slope as indicated.

2.03 EPDM MEMBRANE MATERIALS

- A. Roofing and Flashing Membrane: RubberGard, cured synthetic single-ply membrane composed of ethylene propylene diene terpolymer (EPDM) with the following properties:
 - 1. Thickness: 0.090 inch (1.5 mm).
 - 2. Nominal Thickness Tolerance: Plus/minus 10 percent.
 - 3. Sheet Width: Provide the widest available sheets to minimize field seaming.
 - 4. Acceptable Product: RubberGard EPDM Membrane by Firestone
- B. Membrane Fasteners: Type and size as required by roof membrane manufacturer for roofing system and warranty to be provided; use only fasteners furnished by roof membrane manufacturer.
- C. Flashing Membrane: Self-curing, non-reinforced membrane composed of nonvulcanized EPDM rubber, complying with ASTM D 4811 Type II, and with the following properties:
 - 1. Thickness: 0.055 inch (1.4 mm).
 - 2. Acceptable Product: RubberGard EPDM FormFlash by Firestone.
- D. Self-Adhesive Flashing Membrane: Semi-cured 45 mil EPDM membrane laminated to 35 mil (0.9 mm) EPDM tape adhesive; QuickSeam Flashing by Firestone.

- E. Pre-Molded Pipe Flashings: EPDM, molded for quick adaptation to different sized pipes; Firestone EPDM Pipe Flashing.
- F. Self-Adhesive Lap Splice Tape: 35 mil (0.9 mm) EPDM-based, formulated for compatibility with EPDM membrane and high-solids primer; QuickSeam Splice Tape by Firestone.
- G. Splice Adhesive: Synthetic polymer-based, formulated for compatibility with EPDM membrane and metal surfaces; SA-1065 Splice Adhesive by Firestone.
- H. Bonding Adhesive: Neoprene-based, formulated for compatibility with EPDM membrane and wide variety of substrate materials, including masonry, wood, and insulation facings; Bonding Adhesive BA-2004 by Firestone.
- I. Adhesive Primer: Synthetic rubber based primer formulated for compatibility with EPDM membrane and tape adhesive, with VOC content less than 2.1 lb/gal (250 g/L); QuickPrime Plus LVOC by Firestone.
- J. Seam Edge Treatment: EPDM rubber-based sealant, formulated for sealing exposed edges of membrane at seams; Lap Sealant HS by Firestone.
- K. Pourable Sealer: Two-part polyurethane, two-color for reliable mixing; Pourable Sealer by Firestone.
- L. Water Block Seal: Butyl rubber sealant for use between two surfaces, not exposed; Water Block Seal by Firestone.
- M. Metal Plates and Strips Used for Fastening Membrane and Insulation: Steel with Galvalume coating; corrosion-resistance meeting FM 4470 criteria.
- N. Termination Bars: Aluminum bars with integral caulk ledge; 1.3 inches (33 mm) wide by 0.10 inch (2.5 mm) thick; Firestone Termination Bar by Firestone.

2.04 ROOF INSULATION

- A. Polyisocyanurate Board Insulation: Closed cell polyisocyanurate foam with black glass reinforced mat laminated to faces, complying with ASTM C1289 Type II Class 1, with the following additional characteristics:
 - 1. Thickness: As indicated elsewhere.
 - 2. Size: 48 inches (1220 mm) by 96 inches (2440 mm), nominal.
 - a. Exception: Insulation to be attached using adhesive or asphalt may be no larger than 48 inches (1220 mm) by 48 inches (1220 mm), nominal.
 - 3. Compressive Strength: 20 psi (138 kPa) when tested in accordance with ASTM C1289.
 - 4. Ozone Depletion Potential: Zero; made without CFC or HCFC blowing agents.
 - 5. Recycled Content: 19 percent post-consumer and 15 percent post-industrial, average.
 - 6. Acceptable Product: ISO 95+ GL Polyisocyanurate Insulation by Firestone.
- B. Insulation Fasteners: Type and size as required by roof membrane manufacturer for roofing system and warranty to be provided; use only fasteners furnished by roof membrane manufacturer.

2.05 METAL ACCESSORIES

- A. Metal Roof Edging and Fascia: Continuous metal edge member serving as termination of roof membrane and retainer for metal fascia; watertight with no exposed fasteners; mounted to roof edge nailer.
 - 1. Wind Performance:
 - a. Membrane Pull-Off Resistance: 100 lbs/ft (1460 N/m), minimum, when tested in accordance with ANSI/SPRI ES-1 Test Method RE-1, current edition.
 - b. Fascia Pull-Off Resistance: At least the minimum required when tested in accordance with ANSI/SPRI ES-1 Test Method RE-2, current edition.
 - c. Provide product listed in current Factory Mutual Research Corporation Approval Guide with at least FM 1-270 rating.
 - 2. Description: Two-piece; extruded aluminum T-shaped edge member securing top and bottom edges of flat-faced formed metal fascia;

- a. Firestone AnchorGard.
- b. Firestone EdgeGard Plus snap on version.
- 3. Fascia Material and Finish: 0.040 inch (1.0 mm) thick formed aluminum, natural mill finish; matching concealed joint splice plates; factory-installed protective plastic film.
- 4. Functional Characteristics: Fascia retainer supports while allowing for free thermal cycling of fascia.
- 5. Aluminum Bar: Continuous 6063-T6 alloy aluminum extrusion with pre-punched slotted holes; miters welded; injection molded EPDM splices to allow thermal expansion.
- 6. Anchor Bar Cleat: 20 gage, 0.036 inch (0.9 mm) G90 coated commercial type galvanized steel with pre-punched holes.
- 7. Fasteners: Factory-provided corrosion resistant fasteners, with drivers; no exposed fasteners permitted.
- 8. Special Shaped Components: Provide factory-fabricated pieces necessary for complete installation, including miters, scuppers, and end caps; minimum 14 inch (355 mm) long legs on corner pieces.
- 9. Scuppers: Welded watertight, include outer flange or flashing as necessary to provide watertight seal to existing exterior wall. Scupper discharge shall project a minimum of four (4) inches from the surface of the exterior wall.
- 13. Accessories: Provide matching brick wall cap, downspout, extenders, and other special fabrications as shown on the drawings.

2.06 ACCESSORY MATERIALS

- A. Wood Nailers: PS 20 dimension lumber, Structural Grade No. 2 or better Southern Pine, Douglas Fir; or PS 1, APA Exterior Grade plywood.
 - 1. Width: 3-1/2 inches (90 mm), nominal minimum or as wide as the nailing flange of the roof accessory to be attached to it.
 - 2. Thickness: Same as thickness of roof insulation.

PART 3 INSTALLATIONS

3.01 GENERAL

- A. Install roofing, insulation, flashings, and accessories in accordance with roofing manufacturer's published instructions and recommendations for the specified roofing system. Where manufacturer provides no instructions or recommendations, follow good roofing practices and industry standards. Comply with federal, state, and local regulations.
- B. Obtain all relevant instructions and maintain copies at project site for duration of installation period.
- C. Do not start work until Pre-Installation Notice has been submitted to manufacturer as notification that this project requires a manufacturer's warranty.
- D. Perform work using competent and properly equipped personnel.
- E. Temporary closures, which ensure that moisture does not damage any completed section of the new roofing system, are the responsibility of the applicator. Completion of flashings, terminations, and temporary closures shall be completed as required to provide a watertight condition.
- F. Install roofing membrane only when surfaces are clean, dry, smooth and free of snow or ice; do not apply roofing membrane during inclement weather or when ambient conditions will not allow proper application; consult manufacturer for recommended procedures during cold weather. Do not work with sealants and adhesives when material temperature is outside the range of 60 to 80 degrees F (15 to 25 degrees C).
- G. Protect adjacent construction, property, vehicles, and persons from damage related to roofing work; repair or restore damage caused by roofing work.
 - 1. Protect from spills and overspray from bitumen, adhesives, sealants and coatings.
 - 2. Particularly protect metal, glass, plastic, and painted surfaces from bitumen, adhesives, and sealants within the range of wind-borne overspray.

3. Protect finished areas of the roofing system from roofing related work traffic and traffic by other trades.
- H. Until ready for use, keep materials in their original containers as labeled by the manufacturer.
- I. Consult membrane manufacturer's instructions, container labels, and Material Safety Data Sheets (MSDS) for specific safety instructions. Keep all adhesives, sealants, primers and cleaning materials away from all sources of ignition.

3.02 EXAMINATION

- A. Examine roof deck to determine that it is sufficiently rigid to support installers and their mechanical equipment and that deflection will not strain or rupture roof components or deform deck.
- B. Verify that surfaces and site conditions are ready to receive work. Correct defects in the substrate before commencing with roofing work.
- C. Examine roof substrate to verify that it is properly sloped to drains.
- D. Verify that the specifications and drawing details are workable and not in conflict with the roofing manufacturer's recommendations and instructions; start of work constitutes acceptance of project conditions and requirements.

3.03 PREPARATION

- A. Remove all of the existing roof system down to the roof deck including all existing composition base flashings. Dispose of all materials properly. If asbestos is suspected in the preparation phase, contact the City Project Manager immediately. The City is responsible for asbestos abatement.
 1. At penetrations, remove all existing flashings, including lead, asphalt, mastic, etc.
 2. At walls, curbs, and other vertical and sloped surfaces, remove loose and unsecured flashings; remove mineral surfaced and coated flashings; remove excessive asphalt to provide a smooth, sound surface for new flashings.
- B. Take appropriate measures to ensure that fumes from adhesive solvents are not drawn into the building through air intakes.
- C. Prior to proceeding, prepare roof surface so that it is clean, dry, and smooth, and free of sharp edges, fins, roughened surfaces, loose or foreign materials, oil, grease and other materials that may damage the membrane.
- D. Fill all surface voids in the immediate substrate that are greater than 1/4 inch (6 mm) wide with fill material acceptable insulation to membrane manufacturer.
- E. Seal, grout, or tape deck joints, where needed, to prevent bitumen seepage into building.
- F. Wood Nailers: Provide fire treated wood nailers at all perimeters and other locations where indicated on the drawings, of total height matching the total thickness of insulation being used.

3.04 INSULATION AND COVER BOARD INSTALLATION

- A. Install insulation in configuration and with attachment method(s) specified in PART 2, under Roofing System.
- B. Install only as much insulation as can be covered with the completed roofing system before the end of the day's work or before the onset of inclement weather.
- C. Lay roof insulation in courses parallel to roof edges.
- D. Neatly and tightly fit insulation to all penetrations, projections, and nailers, with gaps not greater than 1/4 inch (6 mm). Fill gaps greater than 1/4 inch (6 mm) with acceptable insulation. Do not leave the roofing membrane unsupported over a space greater than 1/4 inch (6 mm).
- E. Mechanical Fastening: Using specified fasteners and insulation plates engage fasteners through insulation into deck to depth and in pattern required by membrane manufacturer.

3.05 SINGLE-PLY MEMBRANE INSTALLATION

- A. Beginning at low point of roof, place membrane without stretching over substrate and allow to relax at least 30 minutes before attachment or splicing; in colder weather allow for longer relax time.
- B. Lay out the membrane pieces so that field and flashing splices are installed to shed water.
- C. Install membrane without wrinkles and without gaps or fishmouths in seams; bond and test seams and laps in accordance with membrane manufacturer's instructions and details.
- D. Install membrane with edge securement as specified.
- E. Edge Securement: Secure membrane at all locations where membrane terminates or goes through an angle change greater than 2 in 12 inches (1:6) using mechanically fastened reinforced perimeter fastening strips, plates, or metal edging as indicated or as recommended by roofing manufacturer.
 - 1. Exceptions: Round pipe penetrations less than 18 inches (460 mm) in diameter and square penetrations less than 4 inches (200 mm) square.
 - 2. Metal edging is not merely decorative; ensure anchorage of membrane as intended by roofing manufacturer.

3.06 FLASHING AND ACCESSORIES INSTALLATION

- A. Install flashings, including laps, splices, joints, bonding, adhesion, and attachment, as required by membrane manufacturer's recommendations and details.
- B. Metal Accessories: Install metal edgings, gravel stops, and copings in locations indicated on the drawings, with horizontal leg of edge member over membrane and flashing over metal onto membrane.
 - 1. Follow roofing manufacturer's instructions.
 - 2. Remove protective plastic surface film immediately before installation.
 - 3. Install water block sealant under the membrane anchorage leg.
 - 4. Flash with manufacturer's recommended flashing sheet unless otherwise indicated.
 - 5. Where single application of flashing will not completely cover the metal flange, install additional piece of flashing to cover the metal edge.
 - 6. If the roof edge includes a gravel stop and sealant is not applied between the laps in the metal edging, install an additional piece of self-adhesive flashing membrane over the metal lap to the top of the gravel stop; apply seam edge treatment at the intersections of the two flashing sections.
 - 7. When the roof slope is greater than 1:12, apply seam edge treatment along the back edge of the flashing.
- C. Existing Scuppers: Remove scupper and install new scupper.
- D. Scuppers: Set in sealant and secure to structure; flash as recommended by manufacturer.
- E. Roofing Expansion Joints: Install as shown on drawings and as recommended by roofing manufacturer.
- F. Flashing at Walls, Curbs, and Other Vertical and Sloped Surfaces: Install weathertight flashing at all walls, curbs, parapets, curbs, skylights, and other vertical and sloped surfaces that the roofing membrane abuts to; extend flashing at least 8 inches (200 mm) high above membrane surface.
 - 1. Use the longest practical flashing pieces.
 - 2. Evaluate the substrate and overlay and adjust installation procedure in accordance with membrane manufacturer's recommendations.
 - 3. Complete the splice between flashing and the main roof sheet with specified splice adhesive before adhering flashing to the vertical surface.
 - 4. Provide termination directly to the vertical substrate as shown on roof drawings.
- G. Roof Drains:
 - 1. Taper insulation around drain to provide smooth transition from roof surface to drain. Use specified pre-manufactured tapered insulation with facer or suitable bonding surface to achieve slope; slope not to exceed manufacturer's recommendations.

2. Position membrane, then cut a hole for roof drain to allow 1/2 to 3/4 inch (12 to 19 mm) of membrane to extend inside clamping ring past drain bolts.
3. Make round holes in membrane to align with clamping bolts; do not cut membrane back to bolt holes.
4. Apply sealant on top of drain bowl where clamping ring seats below the membrane
5. Install roof drain clamping ring and clamping bolts; tighten clamping bolts to achieve constant compression.
6. **Install two new overflow roof drains and replace the existing two drains as indicated on plans. These overflow drain locations as stated on the plans are approximate and shall be dependent on field measurements to obtain the final location. Install per local building code and manufacturer's instructions and run new 4" PVC drain lines to exterior of building's wall. Install new cast bronze downspout nozzle with cover on exterior walls.**
7. **New roof drains shall be ZURN Z100 15" diameter roof Drain, Dura-Coated cast iron body with combination membrane flashing clamp/graver guard and Cast Iron Dome.**
8. **New downspout nozzle and cover shall be Jay R. Smith Downspout Nozzle and Cover Fig. # 1770 or equivalent.**

G. Roof Hatch:

Replace the existing roof hatch with equivalent sized Bilco Type S-50T Roof Hatch or equivalent. Install per manufacturer's instructions providing proper counter flashing around perimeter. Patch and paint interior surface as necessary to match existing surfaces.

3.07 FINISHING AND WALKWAY INSTALLATION

- A. Install walkways at access points to the roof, around rooftop equipment that may require maintenance, and where indicated on the drawings.
 1. Acceptable Walkway Materials:
 - a. QuickSeam Walkway Pads.
 - b. Firestone Pavers with underlayment/sacrificial membrane layer.
 - c. Red Shield support system walkways.

3.08 FIELD QUALITY CONTROL

- A. Inspection by Manufacturer: Provide final inspection of the roofing system by a Technical Representative employed by roofing system manufacturer specifically to inspect installation for 30 year warranty purposes (i.e. not a sales person).
- B. Perform all corrections necessary for issuance of 30 year warranty.

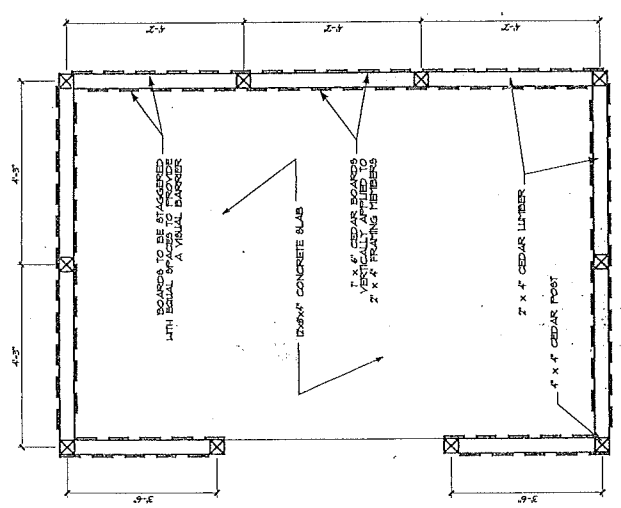
3.09 CLEANING

- A. Clean all contaminants generated by roofing work from building and surrounding areas, including bitumen, adhesives, sealants, and coatings.
- B. Repair or replace building components and finished surfaces damaged or defaced due to the work of this section; comply with recommendations of manufacturers of components and surfaces.
- C. Remove leftover materials, trash, debris, equipment from project site and surrounding areas.

3.10 PROTECTION

- A. Where construction traffic must continue over finished roof membrane, provide durable protection and replace or repair damaged roofing to original condition.

END OF SECTION



SEE OVERALL PLAN & SITE PLAN FOR ORIENTATION
HEIGHT OF FENCE ABOVE SLAB IS 5'-0"

1 TRASH ENCLOSURE
1/2" = 1'-0"

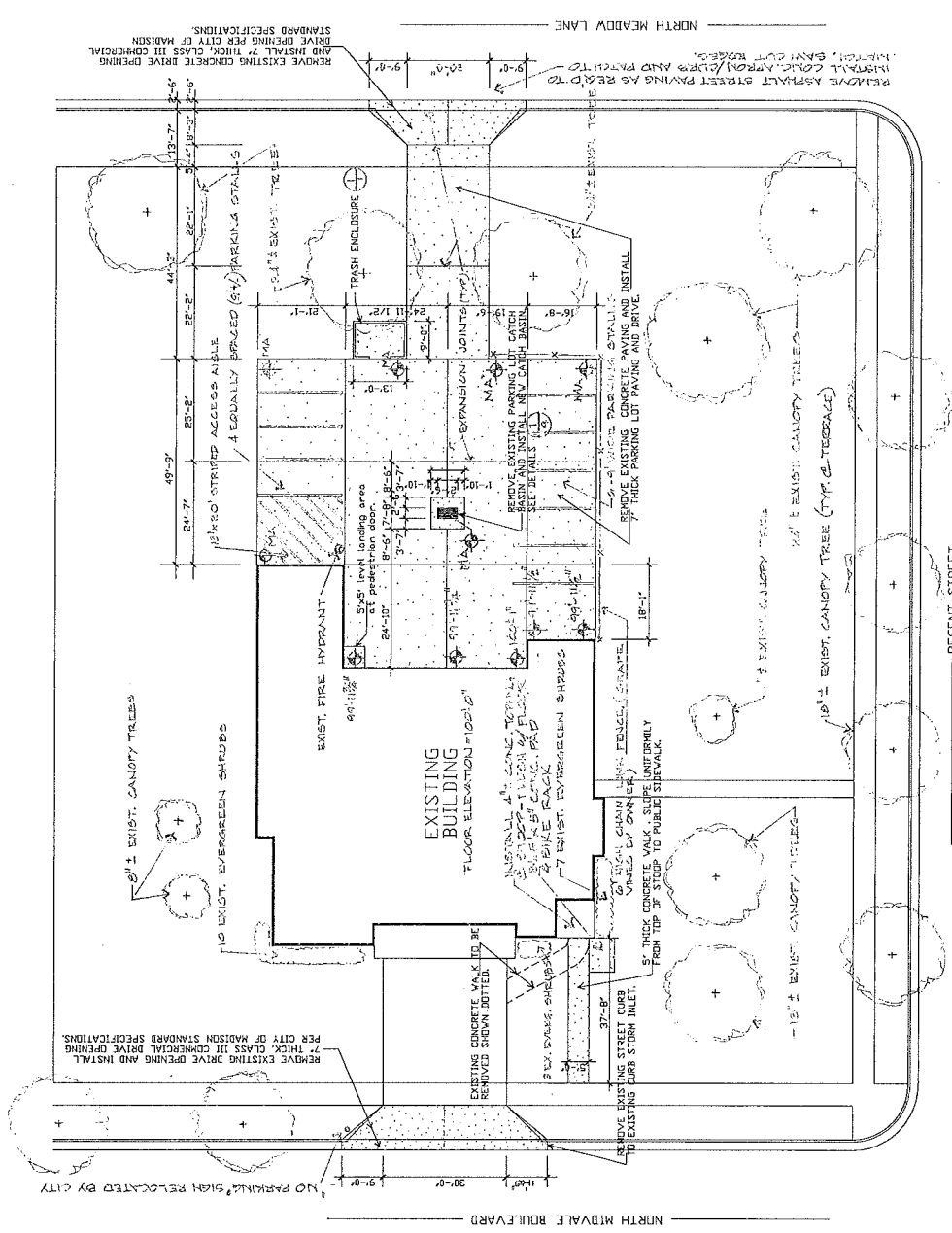
DRAWING NO.	DESCRIPTION
1	SITE PLAN
2	INTERIOR ELL'S, WINDOW DETAILS
3	DEMOLITION PLAN
4	FLOOR PLAN & SLEEPING QUARTERS
5	FLOOR PLAN & ENTRY, TEL. RM.,
6	FLOOR PLAN & WATER RE. SERVICE
7	FLOOR PLAN & KITCHEN
8	PERMITS, CLIPPING PLANS & KITCHEN
9	CATCH BASIN & PAVING/SWIFT DETAILS

REMODEL FIRE STATION #9
201 N. MIDVALE BOULEVARD

SCALE: DRAWN BY: F.D.
DATE: 10-2-83 APPROVED BY: [Signature]

SITE PLAN, TRASH ENCLOSURE

SUBTRACTOR NO. 161 DRAWING NUMBER: 1



* PROVIDE WALKWAY PARKING LOT SHALL BE CONC. 6" ON 6, 10" ON 6
* EXISTING CANOPY TREES TO REMAIN IN CONC. EXCAVATION ARE TO BE REMOVED IN SECTIONS THAT ARE APPROX. 10' SQUARE
* CAREFULLY REMOVE & RE-INSTALL BARKS/ROOTS OF PARKING LOT, EXCAVATED & NORTH SIDE OF PARKING LOT.
* MA = MAXIMUM EXISTING ELEVATION

SITE PLAN
1" = 20'-0"

NOTE: * REGRADE YARD & NEW WALK TO MATCH EXISTING SLOPE OF 1 TO 100. METALL. SIGN VEHES. USED IF ORDERED.
* DIMENSIONS & RELATIONS & SPACINGS ARE AS SHOWN. ACTUAL DIMENSIONS, VERIFY DIMENSIONS IN FIELD.
* REMOVE EXIST. FENCE & PAVING & LOT, CUT BACK EXIST. GRAPE VINES & FENCE @ SOUTH & EAST OF LOT. SAFEGUARD THE REM. & THE PLANTS AS THE NEAREST IS FOR THE VINES TO GROW BACK TO THE NEAR FENCE.

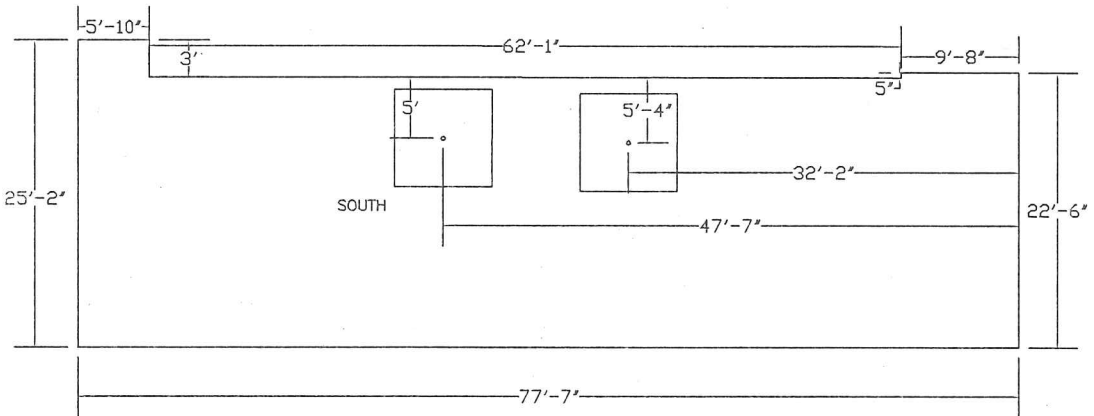
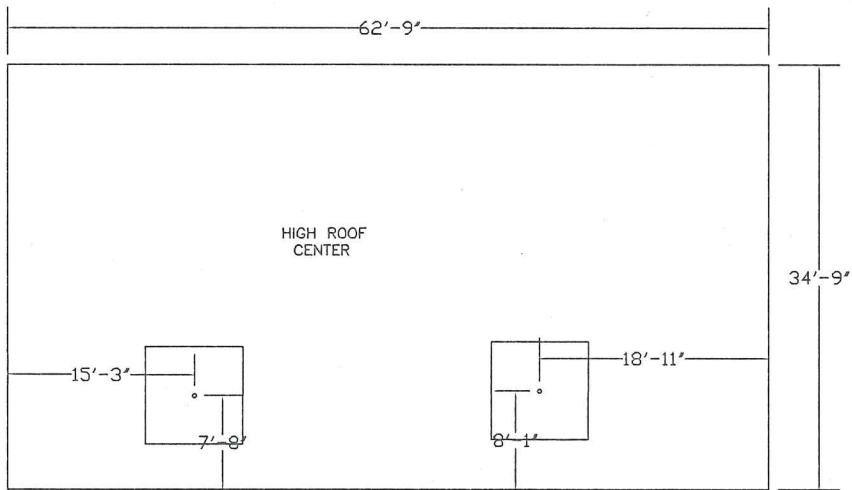
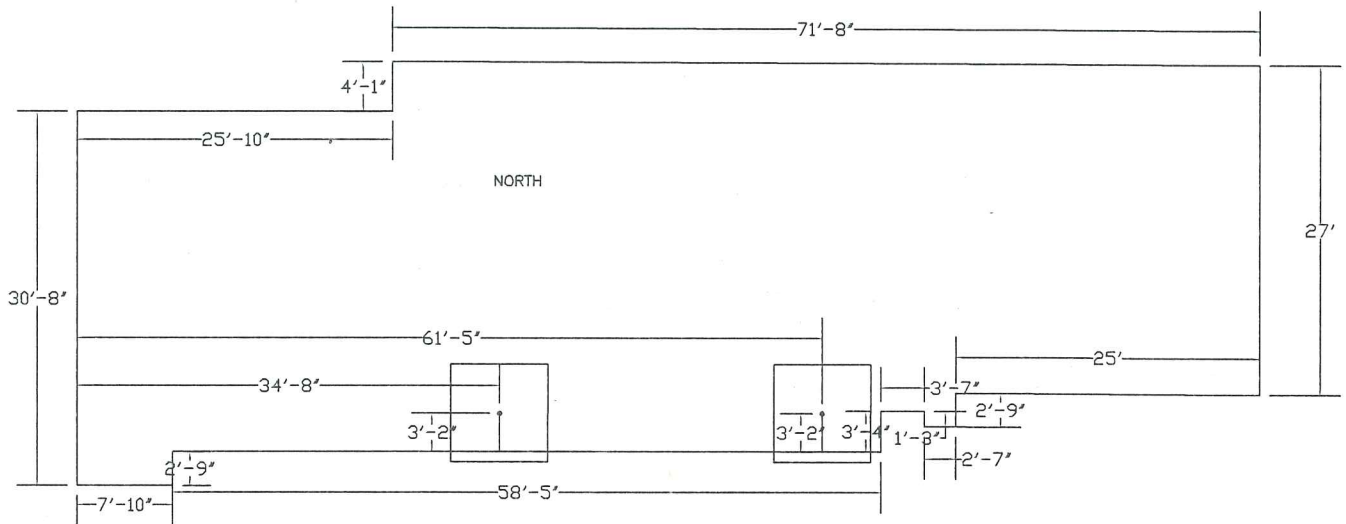
REMOVE EXISTING DRIVE OPENING AND INSTALL 7" THICK CLASS III COMMERCIAL DRIVE OPENING PER CITY OF MARION STANDARD SPECIFICATIONS.

REMOVE EXISTING DRIVE OPENING AND INSTALL 7" THICK CLASS III COMMERCIAL DRIVE OPENING PER CITY OF MARION STANDARD SPECIFICATIONS.

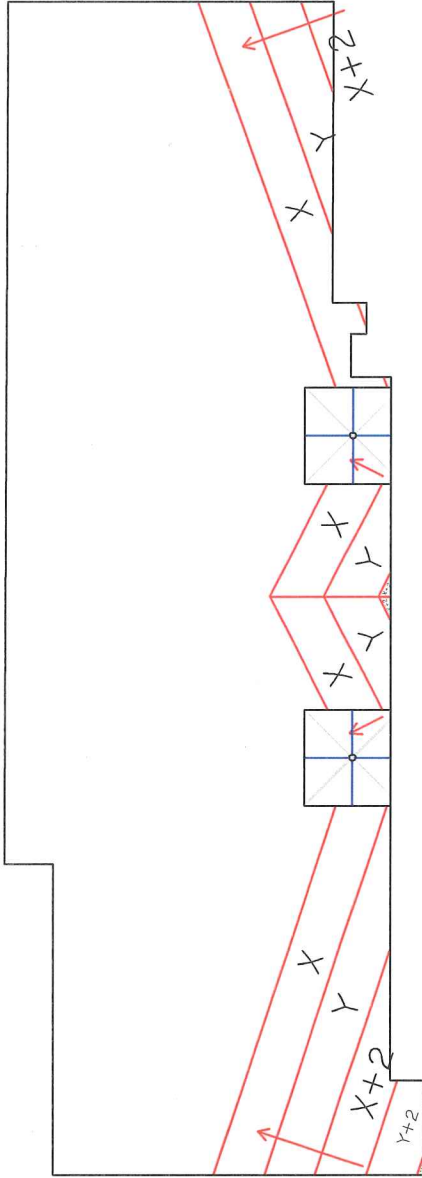
REMOVE EXISTING DRIVE OPENING AND INSTALL 7" THICK CLASS III COMMERCIAL DRIVE OPENING PER CITY OF MARION STANDARD SPECIFICATIONS.

REMOVE EXISTING DRIVE OPENING AND INSTALL 7" THICK CLASS III COMMERCIAL DRIVE OPENING PER CITY OF MARION STANDARD SPECIFICATIONS.

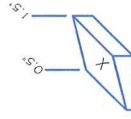
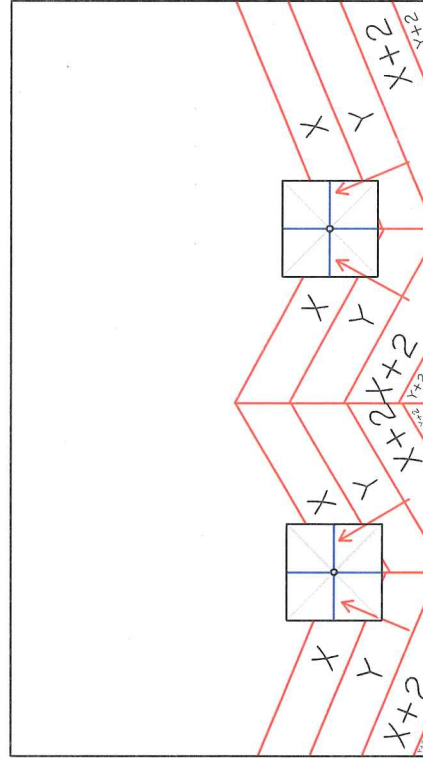
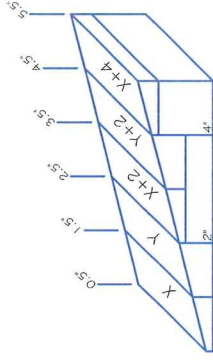
REMOVE EXISTING DRIVE OPENING AND INSTALL 7" THICK CLASS III COMMERCIAL DRIVE OPENING PER CITY OF MARION STANDARD SPECIFICATIONS.



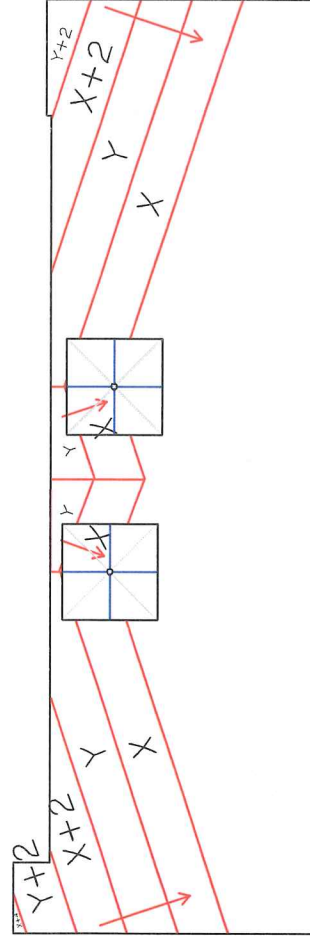
A | B | C | D | E | F | G | H | I | J | K | L



Saddle Detail
1/4" Per Foot



Sump Detail
1/4" Per Foot



FOR BIDDING PURPOSES ONLY

DRAWN BY: Kyle Brueckner DATE: 6-30-2016

PROJECT NAME: Fire Station #9	BID DATE: 6-27-2016	SLOPE: 1/8" Per Foot
SPEC PRODUCTS JOB #: 16-WI-0159 V1	PANELS: X Y	BASE LAYER: None
LOCATION: Madison, WI	MIN. THICKNESS: 0.50"	STRUCTURAL SLOPE: None





1-3/4" STAINLESS STEEL RINGSHANK 5D COMMON NAILS AT 8" (203 mm) O.C. MAX.

1-3/4" STAINLESS STEEL RINGSHANK 5D COMMON NAILS AT 4" (102 mm) O.C. MAX., 1/2" STAGGERED

9" QUICKSEAM FORMFLASH

5" QUICKSEAM FLASHING

QUICKPRIME PLUS

.090 PLATINUM EPDM MEMBRANE

BONDING ADHESIVE

CONTINUOUS BEAD OF LAP SEALANT (SEE NOTE #4)

FIRESTONE INSULATION

SUBSTRATE

WALL

1" (25 mm) MIN.

1/4" (6 mm) MAX.

CONTINUOUS BEAD OF LAP SEALANT (REQUIRED)

1-1/4" HOT DIPPED GALVANIZED ROOF NAILS AT 6" (152 mm) O.C. MAX.

WOOD NAILER (SEE NOTE #5)

UNA-EDGE DE METAL SYSTEM 8" MAX FACE (SEE NOTE #6)

CONTINUOUS CLEAT

1/2" (13 mm) MIN.

1/2" (13 mm) MIN.

6. FLANGE OF METAL MUST BE FULLY SUPPORTED BY WOOD AND TERMINATED AT LEAST 1/2" (13 mm) FROM EDGE OF WOOD.

NOTE:

1. REFER TO FIRESTONE WEBSITE FOR MOST CURRENT INFORMATION.
2. 9" QUICKSEAM FORMFLASH MUST EXTEND TO WITHIN 1/4" (6 mm) OF THE METAL EDGE.
3. INSTALL METAL WORK TO FIRESTONE INSTALLATION INSTRUCTIONS.
4. LAP SEALANT IS REQUIRED ALONG UPSLOPE EDGE OF QUICKSEAM FLASHING WHEN ROOF SLOPE IS 1" (25 mm) PER FOOT OR GREATER. REFER TO PLS-4 FOR SEAM EDGE TREATMENT.
5. WOOD NAILER MUST BE INSTALLED TO MEET APPLICABLE BUILDING CODES OR 200 LBS PER LINEAR FOOT MINIMUM IN ANY GIVEN DIRECTION.

MAXIMUM WARRANTY: **30 YEARS**

ISSUE / REVISION DATE: **6/16/2014**

DETAIL NO. **PRE-6A**

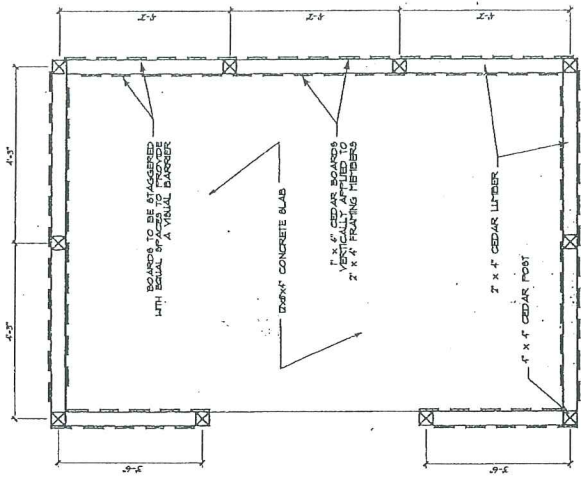
NOT TO SCALE

ROOF EDGE WITH FIRESTONE UNA-EDGE DE (DRIPEDGE)

ACCEPTABLE SYSTEMS: PLATINUM

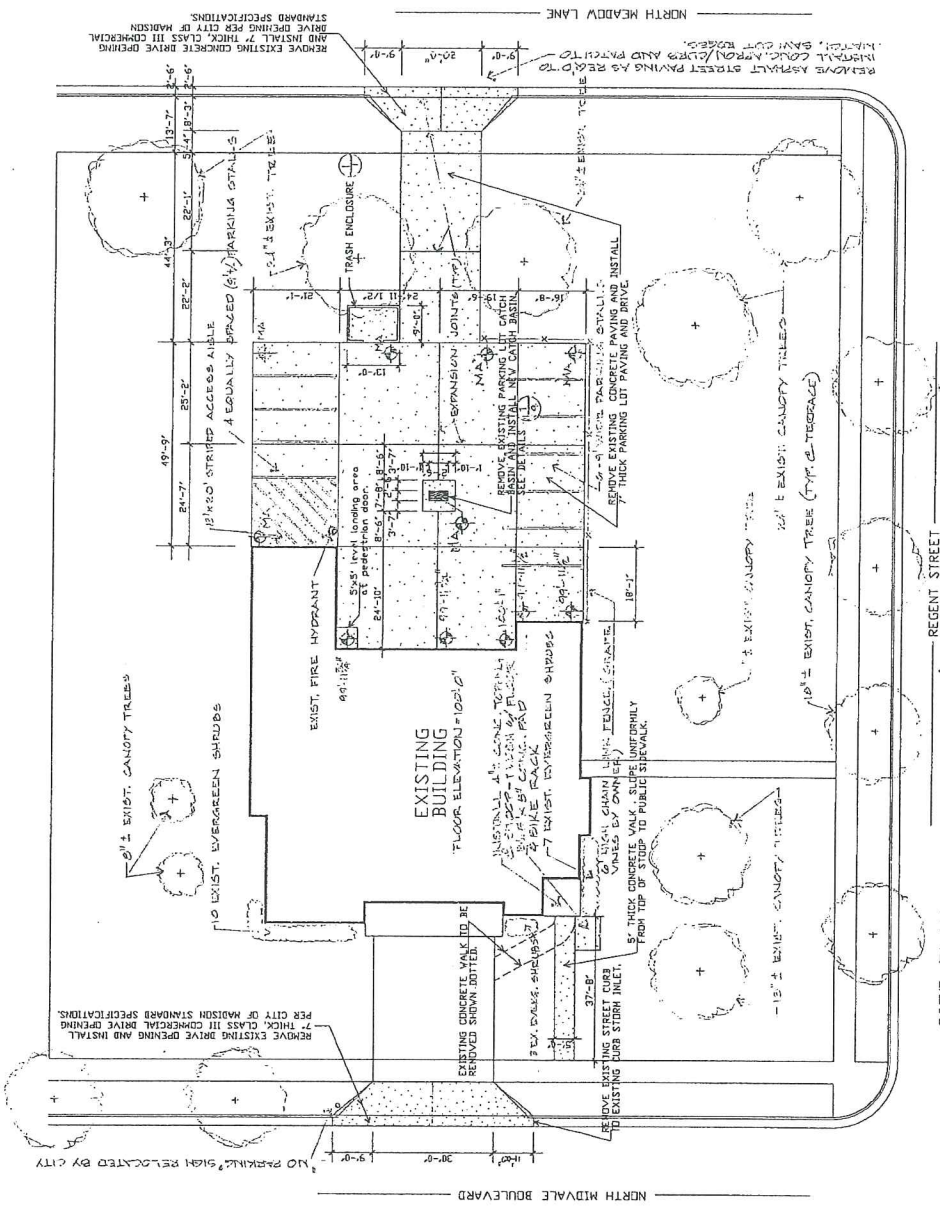
RUBBERGARD™ PLATINUM

Firestone
BUILDING PRODUCTS
NOBODY COVERS YOU BETTER.™
www.firestonebpco.com



DRAWING NO.	DESCRIPTION
1	SITE PLAN
2	INTERIOR FLOOR, WINDOW DETAILS
3	DEMOLITION PLAN
4	FLOOR PLAN @ SLEEPING QUARTERS
5	FLOOR PLAN @ MEN & WOMEN
6	FLOOR PLAN @ WATER REHEATER
7	FLOOR PLAN @ KITCHEN
8	REGULATED SLEEPING PLANKS KITCHEN
9	SINK BASIN & PASS/SPLIFF DETAIL

REMODEL FIRE STATION #9	
201 N. MIDVALE BOULEVARD	
SCALE:	APPROVED BY:
DRAWN BY: FJD	PERIOD:
DATE: 10/28/87	
SITE PLAN, TRASH ENCLOSURE	
SHEET NO. 101	
DRAWING NUMBER	



- PROVIDE WALKING PARKING LOT SHALL BE CONC. 6" ON 2" 10% FINE
- PROVIDE WALKING PARKING JOINTS IN CONC. PAVING AS NOTED ON THE DRAWING. SECTIONS THAT ARE APPROX. 10' SQUARE
- CAREFULLY REMOVE & RE-INSTALL PARALLEL STANDARD & BACKWARD PARKING LOT.
- 10' x 10' = BASE ON EXISTING ELEVATION

SITE PLAN

1-10-87

- NOTE: RECENTLY VARI OF NEW WALK TO AT THE UNIVERSITY
- DIMENSIONS @ 10' x 10' INTERVALS & PLACEMENTS ARE 4' OR ACTUAL DIMENSIONS. VERIFY DIMENSIONS IN FIELD.
 - REMOVE EXIST. FENCE @ PARKING LOT, CUT BACK EXIST. TRASH ENCLOSURE TO THE EAST OF LOT, SAFEGUARD THE REST OF THE PLAN TO THE WEST OF THE TRASH ENCLOSURE TO GRASSY BACK OF THE NEW FENCE.

INDEX OF DRAWINGS

DRAWING NO.	DESCRIPTION
1	SITE PLAN
2	INTERIOR FLOOR, WINDOW DETAILS
3	DEMOLITION PLAN
4	FLOOR PLAN @ SLEEPING QUARTERS
5	FLOOR PLAN @ MEN & WOMEN
6	FLOOR PLAN @ WATER REHEATER
7	FLOOR PLAN @ KITCHEN
8	REGULATED SLEEPING PLANKS KITCHEN
9	SINK BASIN & PASS/SPLIFF DETAIL

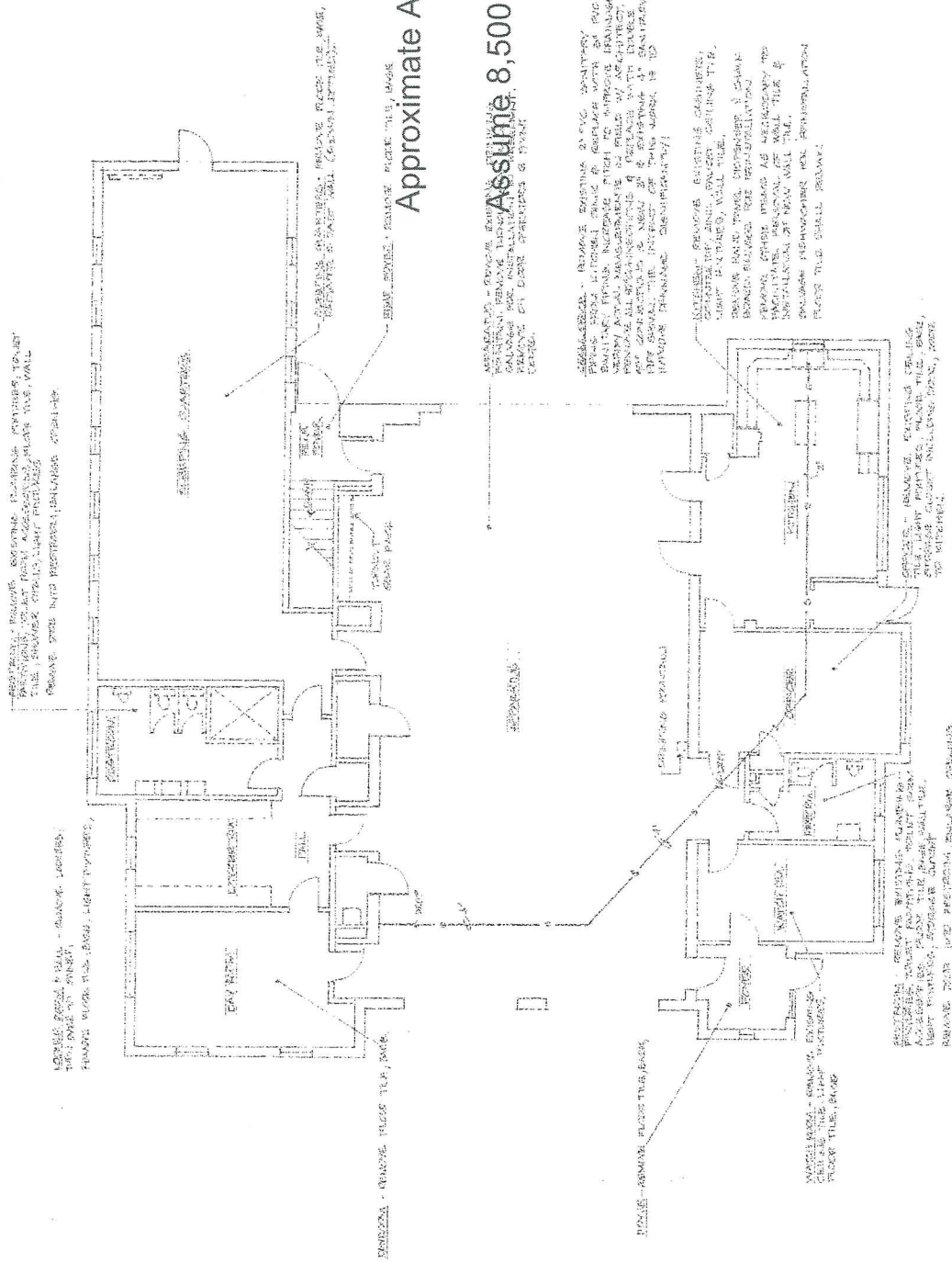
TRASH ENCLOSURE

1/2" x 10"

PLAN WELL
BE OVERALL PLAN & SITE PLAN FOR ORIENTATION
HEIGHT OF FENCE ABOVE SLAB IS 4'-0"

Approximate Area as highlighted 8,000 sq ft

Assume 8,500 for estimating purposes



REMODEL FIRE STATION #9 201 N. MIDVALE BOULEVARD		
SCALE:	APPROVED BY:	DRAWN BY: J.M.
DATE: 12-29-97		REVISED
DEVELOPMENTAL PLAN		
CONTRACT NO. 161		
		DRAWING NUMBER
		3

SECTION E: BIDDERS ACKNOWLEDGEMENT

**FIRE STATION 9 ROOF REPLACEMENT
CONTRACT NO. 7757**

Bidder must state a Unit Price and Total Bid for each item. The Total Bid for each item must be the product of quantity, by Unit Price. The Grand Total must be the sum of the Total Bids for the various items. In case of multiplication errors or addition errors, the Grand Total with corrected multiplication and/or addition shall determine the Grand Total bid for each contract. The Unit Price and Total Bid must be entered numerically in the spaces provided. All words and numbers shall be written in ink.

1. The undersigned having familiarized himself/herself with the Contract documents, including Advertisement for Bids, Instructions to Bidders, Form of Proposal, City of Madison Standard Specifications for Public Works Construction - 2016 Edition thereto, Form of Agreement, Form of Bond, and Addenda issued and attached to the plans and specifications on file in the office of the City Engineer, hereby proposes to provide and furnish all the labor, materials, tools, and expendable equipment necessary to perform and complete in a workmanlike manner the specified construction on this project for the City of Madison; all in accordance with the plans and specifications as prepared by the City Engineer, including Addenda to the Contract Nos. _____ through _____ issued thereto, at the prices for said work as contained in this proposal. (Electronic bids submittals shall acknowledge addendum under Section E and shall not acknowledge here)
2. If awarded the Contract, we will initiate action within seven (7) days after notification or in accordance with the date specified in the contract to begin work and will proceed with diligence to bring the project to full completion within the number of work days allowed in the Contract or by the calendar date stated in the Contract.
3. The undersigned Bidder or Contractor certifies that he/she is not a party to any contract, combination in form of trust or otherwise, or conspiracy in restraint of trade or commerce or any other violation of the anti-trust laws of the State of Wisconsin or of the United States, with respect to this bid or contract or otherwise.
4. I hereby certify that I have met the Bid Bond Requirements as specified in Section 102.5. *(IF BID BOND IS USED, IT SHALL BE SUBMITTED ON THE FORMS PROVIDED BY THE CITY. FAILURE TO DO SO MAY RESULT IN REJECTION OF THE BID).*
5. I hereby certify that all statements herein are made on behalf of _____ (name of corporation, partnership, or person submitting bid) a corporation organized and existing under the laws of the State of _____ a partnership consisting of _____; an individual trading as _____; of the City of _____ State of _____; that I have examined and carefully prepared this Proposal, from the plans and specifications and have checked the same in detail before submitting this Proposal; that I have fully authority to make such statements and submit this Proposal in (its, their) behalf; and that the said statements are true and correct.

SIGNATURE

TITLE, IF ANY

Sworn and subscribed to before me this _____ day of _____, 20_____.

(Notary Public or other officer authorized to administer oaths)
My Commission Expires _____

Bidders shall not add any conditions or qualifying statements to this Proposal.

SECTION F: DISCLOSURE OF OWNERSHIP & BEST VALUE CONTRACTING

FIRE STATION 9 ROOF REPLACEMENT CONTRACT NO. 7757

State of Wisconsin
Department of Workforce Development
Equal Rights Division
Labor Standards Bureau

Disclosure of Ownership

<p>Notice required under Section 15.04(1)(m), Wisconsin Statutes. The statutory authority for the use of this form is prescribed in Sections 66.0903(12)(d) and 103.49(7)(d), Wisconsin Statutes. The use of this form is mandatory. The penalty for failing to complete this form is prescribed in Section 103.005(12), Wisconsin Statutes. Personal information you provide may be used for secondary purposes.</p>			
<p>(1) On the date a contractor submits a bid to or completes negotiations with a state agency or local governmental unit, on a project subject to Section 66.0903 or 103.49, Wisconsin Statutes, the contractor shall disclose to such state agency or local governmental unit the name of any "other construction business", which the contractor, or a shareholder, officer or partner of the contractor, owns or has owned within the preceding three (3) years.</p> <p>(2) The term "other construction business" means any business engaged in the erection, construction, remodeling, repairing, demolition, altering or painting and decorating of buildings, structures or facilities. It also means any business engaged in supplying mineral aggregate, or hauling excavated material or spoil as provided by Sections 66.0903(3), 103.49(2) and 103.50(2), Wisconsin Statutes.</p> <p>(3) This form must ONLY be filed, with the state agency or local governmental unit that will be awarding the contract, if both (A) and (B) are met.</p> <p>(A) The contractor, or a shareholder, officer or partner of the contractor: (1) Owns at least a 25% interest in the "other construction business", indicated below, on the date the contractor submits a bid or completes negotiations. (2) Or has owned at least a 25% interest in the "other construction business" at any time within the preceding three (3) years.</p> <p>(B) The Wisconsin Department of Workforce Development (DWD) has determined that the "other construction business" has failed to pay the prevailing wage rate or time and one-half the required hourly basic rate of pay, for hours worked in excess of the prevailing hours of labor, to any employee at any time within the preceding three (3) years.</p>			
Other Construction Business			
Not Applicable <input type="checkbox"/>			
Name of Business			
Street Address or P O Box	City	State	Zip Code
Name of Business			
Street Address or P O Box	City	State	Zip Code
Name of Business			
Street Address or P O Box	City	State	Zip Code
I hereby state under penalty of perjury that the information, contained in this document, is true and accurate according to my knowledge and belief.			
Print the Name of Authorized Officer			
Signature of Authorized Officer		Date Signed	
Name of Corporation, Partnership or Sole Proprietorship			
Street Address or P O Box	City	State	Zip Code

If you have any questions call (608) 266-0028

ERD-7777-E (R. 09/2003)

**FIRE STATION 9 ROOF REPLACEMENT
CONTRACT NO. 7757**

Best Value Contracting

1. The Contractor shall indicate the non-apprenticeable trades used on this contract.

2. Madison General Ordinance (M.G.O.), 33.07(7), does provide for some exemptions from the active apprentice requirement. Apprenticeable trades are those trades considered apprenticeable by the State of Wisconsin. Please check applicable box if you are seeking an exemption.

- Contractor has a total skilled workforce of four or less individuals in all apprenticeable trades combined.
- No available trade training program; The Contractor has been rejected by the only available trade training program, or there is no trade training program within 90 miles.
- Contractor is not using an apprentice due to having a journey worker on layoff status, provided the journey worker was employed by the contractor in the past six months.
- First-time Contractor on City of Madison Public Works contract requests a onetime exemption but intends to comply on all future contracts and is taking steps typical of a "good faith" effort.
- Contractor has been in business less than one year.
- Contractor doesn't have enough journeyman trade workers to qualify for a trade training program in that respective trade.
- An exemption is granted in accordance with a time period of a "Documented Depression" as defined by the State of Wisconsin.

3. The Contractor shall indicate on the following section which apprenticeable trades are to be used on this contract. Compliance with active apprenticeship, to the extent required by M.G.O. 33.07(7), shall be satisfied by documentation from an applicable trade training body; an apprenticeship contract with the Wisconsin Department of Workforce Development or a similar agency in another state; or the U.S Department of Labor. This documentation is required prior to the Contractor beginning work on the project site.

- The Contractor has reviewed the list and shall not use any apprenticeable trades on this project.

LIST APPRENTICABLE TRADES (check all that apply to your work to be performed on this contract)

- BRICKLAYER
- CARPENTER
- CEMENT MASON / CONCRETE FINISHER
- CEMENT MASON (HEAVY HIGHWAY)
- CONSTRUCTION CRAFT LABORER
- DATA COMMUNICATION INSTALLER
- ELECTRICIAN
- ENVIRONMENTAL SYSTEMS TECHNICIAN / HVAC SERVICE TECH/HVAC INSTALL / SERVICE
- GLAZIER
- HEAVY EQUIPMENT OPERATOR / OPERATING ENGINEER
- INSULATION WORKER (HEAT & FROST)
- IRON WORKER
- IRON WORKER (ASSEMBLER, METAL BLDGS)
- PAINTER & DECORATOR
- PLASTERER
- PLUMBER
- RESIDENTIAL ELECTRICIAN
- ROOFER & WATER PROOFER
- SHEET METAL WORKER
- SPRINKLER FITTER
- STEAMFITTER
- STEAMFITTER (REFRIGERATION)
- STEAMFITTER (SERVICE)
- TAPER & FINISHER
- TELECOMMUNICATIONS (VOICE, DATA & VIDEO) INSTALLER-TECHNICIAN
- TILE SETTER

SECTION G: BID BOND

KNOW ALL MEN BY THESE PRESENT, THAT Principal and Surety, as identified below, are held and firmly bound unto the City of Madison, (hereinafter referred to as the "Obligee"), in the sum of five per cent (5%) of the amount of the total bid or bids of the Principal herein accepted by the Obligee, for the payment of which the Principal and the Surety bind themselves, their heirs, executors, administrators, successors and assigns, jointly and severally, firmly by these presents.

The conditions of this obligation are such that, whereas the Principal has submitted, to the City of Madison a certain bid, including the related alternate, and substitute bids attached hereto and hereby made a part hereof, to enter into a contract in writing for the construction of:

FIRE STATION 9 ROOF REPLACEMENT CONTRACT NO. 7757

1. If said bid is rejected by the Obligee, then this obligation shall be void.
2. If said bid is accepted by the Obligee and the Principal shall execute and deliver a contract in the form specified by the Obligee (properly completed in accordance with said bid) and shall furnish a bond for his/her faithful performance of said contract, and for the payment of all persons performing labor or furnishing materials in connection therewith, and shall in all other respects perform the agreement created by the acceptance of said bid, then this obligation shall be void.

If said bid is accepted by the Obligee and the Principal shall fail to execute and deliver the contract and the performance and payment bond noted in 2. above executed by this Surety, or other Surety approved by the City of Madison, all within the time specified or any extension thereof, the Principal and Surety agree jointly and severally to forfeit to the Obligee as liquidated damages the sum mentioned above, it being understood that the liability of the Surety for any and all claims hereunder shall in no event exceed the sum of this obligation as stated, and it is further understood that the Principal and Surety reserve the right to recover from the Obligee that portion of the forfeited sum which exceed the actual liquidated damages incurred by the Obligee.

The Surety, for value received, hereby stipulates and agrees that the obligations of said Surety and its bond shall be in no way impaired or affected by an extension of the time within which the Obligee may accept such bid, and said Surety does hereby waive notice of any such extension.

IN WITNESS WHEREOF, the Principal and the Surety have hereunto set their hands and seals, and such of them as are corporations have caused their corporate seals to be hereto affixed and these presents to be signed by their proper officers, on the day and year set forth below.

Seal PRINCIPAL

Name of Principal

By

Date

Name and Title

Seal SURETY

Name of Surety

By

Date

Name and Title

This certifies that I have been duly licensed as an agent for the above company in Wisconsin under National Provider No. _____ for the year _____, and appointed as attorney in fact with authority to execute this bid bond and the payment and performance bond referred to above, which power of attorney has not been revoked.

Date

Agent

Address

City, State and Zip Code

Telephone Number

NOTE TO SURETY & PRINCIPAL

The bid submitted which this bond guarantees shall be rejected if the following instrument is not attached to this bond:

Power of Attorney showing that the agent of Surety is currently authorized to execute bonds on behalf of the Surety, and in the amounts referenced above.

Certificate of Biennial Bid Bond

TIME PERIOD - VALID (FROM/TO)
NAME OF SURETY
NAME OF CONTRACTOR
CERTIFICATE HOLDER <p style="text-align: center;">City of Madison, Wisconsin</p>

This is to certify that a biennial bid bond issued by the above-named Surety is currently on file with the City of Madison.

This certificate is issued as a matter of information and conveys no rights upon the certificate holder and does not amend, extend or alter the coverage of the biennial bid bond.

Cancellation: Should the above policy be cancelled before the expiration date, the issuing Surety will give thirty (30) days written notice to the certificate holder indicated above.

Signature of Authorized Contractor Representative

Date

SECTION H: AGREEMENT

THIS AGREEMENT made this _____ day of _____ in the year Two Thousand and Sixteen between _____ hereinafter called the Contractor, and the City of Madison, Wisconsin, hereinafter called the City.

WHEREAS, the Common Council of the said City of Madison under the provisions of a resolution adopted _____, and by virtue of authority vested in the said Council, has awarded to the Contractor the work of performing certain construction.

NOW, THEREFORE, the Contractor and the City, for the consideration hereinafter named, agree as follows:

1. **Scope of Work.** The Contractor shall, perform the construction, execution and completion of the following listed complete work or improvement in full compliance with the Plans, Specifications, Standard Specifications, Supplemental Specifications, Special Provisions and contract; perform all items of work covered or stipulated in the proposal; perform all altered or extra work; and shall furnish, unless otherwise provided in the contract, all materials, implements, machinery, equipment, tools, supplies, transportation, and labor necessary to the prosecution and completion of the work or improvements:

FIRE STATION 9 ROOF REPLACEMENT CONTRACT NO. 7757

2. **Completion Date/Contract Time.** Construction work must begin within seven (7) calendar days after the date appearing on mailed written notice to do so shall have been sent to the Contractor and shall be carried on at a rate so as to secure full completion SEE SPECIAL PROVISIONS, the rate of progress and the time of completion being essential conditions of this Agreement.
3. **Contract Price.** The City shall pay to the Contractor at the times, in the manner and on the conditions set forth in said specifications, the sum of _____ (\$ _____) Dollars being the amount bid by such Contractor and which was awarded to him/her as provided by law.
4. **Wage Rates for Employees of Public Works Contractors**

General and Authorization. The Contractor shall compensate its employees at the prevailing wage rate in accordance with section 66.0903, Wis. Stats., DWD 290 of the Wisconsin Administrative Code and as hereinafter provided unless otherwise noted in Section D: Special Provisions, Subsection 102.10 – Minimum Rate of Wage Scale.

“Public Works” shall include building or work involving the erection, construction, remodeling, repairing or demolition of buildings, parking lots, highways, streets, bridges, sidewalks, street lighting, traffic signals, sanitary sewers, water mains and appurtenances, storm sewers, and the grading and landscaping of public lands.

“Building or work” includes construction activity as distinguished from manufacturing, furnishing of materials, or servicing and maintenance work, except for the delivery of mineral aggregate such as sand, gravel, bituminous asphaltic concrete or stone which is incorporated into the work under contract with the City by depositing the material directly in final place from transporting vehicle.

“Erection, construction, remodeling, repairing” means all types of work done on a particular building or work at the site thereof in the construction or development of the project, including without limitation, erecting, construction, remodeling, repairing, altering, painting, and decorating, the transporting of materials and supplies to or from the building or work done by the employees of the Contractor, Subcontractor, or Agent thereof, and the manufacturing or furnishing of

materials, articles, supplies or equipment on the site of the building or work, by persons employed by the Contractor, Subcontractor, or Agent thereof.

"Employees working on the project" means laborers, workers, and mechanics employed directly upon the site of work.

"Laborers, Workers, and Mechanics" include pre-apprentices, helpers, trainees, learners and properly registered and indentured apprentices but exclude clerical, supervisory, and other personnel not performing manual labor.

Establishment of Wage Rates. The Department of Public Works shall periodically obtain a current schedule of prevailing wage rates from DWD. The schedule shall be used to establish the City of Madison Prevailing Wage Rate Schedule for Public Works Construction (prevailing wage rate). The Department of Public Works may include known increases to the prevailing wage rate which can be documented and are to occur on a future specific date. The prevailing wage rate shall be included in public works contracts subsequently negotiated or solicited by the City. Except for known increases contained within the schedule, the prevailing wage rate shall not change during the contract. The approved wage rate is attached hereto.

Workforce Profile. The Contractor shall, at the time of signature of the contract, notify the City Engineer in writing of the names and classifications of all the employees of the Contractor, Subcontractors, and Agents proposed for the work. In the alternative, the Contractor shall submit in writing the classifications of all the employees of the Contractor, Subcontractors and Agents and the total number of hours estimated in each classification for the work. This workforce profile(s) shall be reviewed by the City Engineer who may, within ten (10) days, object to the workforce profile(s) as not being reflective of that which would be required for the work. The Contractor may request that the workforce profile, or a portion of the workforce profile, be submitted after the signature of the contract but at least ten (10) days prior to the work commencing. Any costs or time loss resulting from modifications to the workforce profile as a result of the City Engineer's objections shall be the responsibility of the Contractor.

Payrolls and Records. The Contractor shall keep weekly payroll records setting forth the name, address, telephone number, classification, wage rate and fringe benefit package of all the employees who work on the contract, including the employees of the Contractor's subcontractors and agents. Such weekly payroll records must include the required information for all City contracts and all other contracts on which the employee worked during the week in which the employee worked on the contract. The Contractor shall also keep records of the individual time each employee worked on the project and for each day of the project. Such records shall also set forth the total number of hours of overtime credited to each such employee for each day and week and the amount of overtime pay received in that week. The records shall set forth the full weekly wages earned by each employee and the actual hourly wage paid to the employee.

The Contractor shall submit the weekly payroll records, including the records of the Contractor's subcontractors and agents, to the City Engineer for every week that work is being done on the contract. The submittal shall be within twenty-one (21) calendar days of the end of the Contractor's weekly pay period.

Employees shall receive the full amounts accrued at the time of the payment, computed at rates not less than those stated in the prevailing wage rate and each employee's rate shall be determined by the work that is done within the trade or occupation classification which should be properly assigned to the employee.

An employee's classification shall not be changed to a classification of a lesser rate during the contract. If, during the term of the contract, an employee works in a higher pay classification than the one which was previously properly assigned to the employee, then that employee shall be considered to be in the higher pay classification for the balance of the contract, receive the appropriate higher rate of pay, and she/he shall not receive a lesser rate during the balance of the

contract. For purposes of clarification, it is noted that there is a distinct difference between working in a different classification with higher pay and doing work within a classification that has varying rates of pay which are determined by the type of work that is done within the classification. For example, the classification "Operating Engineer" provides for different rates of pay for various classes of work and the Employer shall compensate an employee classified as an "Operating Engineer" based on the highest class of work that is done in one day. Therefore, an "Operating Engineer's" rate may vary on a day to day basis depending on the type of work that is done, but it will never be less than the base rate of an "Operating Engineer". Also, as a matter of clarification, it is recognized that an employee may work in a higher paying classification merely by chance and without prior intention, calculation or design. If such is the case and the performance of the work is truly incidental and the occurrence is infrequent, inconsequential and does not serve to undermine the single classification principle herein, then it may not be required that the employee be considered to be in the higher pay classification and receive the higher rate of pay for the duration of the contract. However, the Contractor is not precluded or prevented from paying the higher rate for the limited time that an employee performs work that is outside of the employee's proper classification.

Questions regarding an employee's classification, rate of pay or rate of pay within a classification, shall be resolved by reference to the established practice that predominates in the industry and on which the trade or occupation rate/classification is based. Rate of pay and classification disputes shall be resolved by relying upon practices established by collective bargaining agreements and guidelines used in such determination by appropriate recognized trade unions operating within the City of Madison.

The Contractor, its Subcontractors and Agents shall submit to interrogation regarding compliance with the provisions of this ordinance.

Mulcting of the employees by the Contractor, Subcontractor, and Agents on Public Works contracts, such as by kickbacks or other devices, is prohibited. The normal rate of wage of the employees of the Contractor, Subcontractor, and Agents shall not be reduced or otherwise diminished as a result of payment of the prevailing wage rate on a public works contract.

Hourly contributions. Hourly contributions shall be determined in accordance with the prevailing wage rate and with DWD. 290.01(10), Wis. Admin. Code.

Apprentices and Subjourney persons. Apprentices and sub journeypersons performing work on the project shall be compensated in accordance with the prevailing wage rate and with DWD 290.02, and 290.025, respectively, Wis. Admin. Code.

Straight Time Wages. The Contractor may pay straight time wages as determined by the prevailing wage rate and DWD 290.04, Wis. Admin. Code.

Overtime Wages. The Contractor shall pay overtime wages as required by the prevailing wage rate and DWD 290.05, Wis. Admin. Code.

Posting of Wage Rates and Hours. A clearly legible copy of the prevailing wage rate, together with the provisions of Sec. 66.0903(10)(a) and (11)(a), Wis. Stats., shall be kept posted in at least one conspicuous and easily accessible place at the project site by the Contractor and such notice shall remain posted during the full time any laborers, workers or mechanics are employed on the contract.

Evidence of Compliance by Contractor. Upon completion of the contract, the Contractor shall file with the Department of Public Works an affidavit stating:

- a. That the Contractor has complied fully with the provisions and requirements of Sec. 66.0903(3), Wis. Stats., and Chapter DWD 290, Wis. Admin. Code; the Contractor has received evidence of compliance from each of the agents and subcontractors; and the

names and addresses of all of the subcontractors and agents who worked on the contract.

- b. That full and accurate records have been kept, which clearly indicate the name and trade or occupation of every laborer, worker or mechanic employed by the Contractor in connection with work on the project. The records shall show the number of hours worked by each employee and the actual wages paid therefore; where these records will be kept and the name, address and telephone number of the person who will be responsible for keeping them. The records shall be retained and made available for a period of at least three (3) years following the completion of the project of public works and shall not be removed without prior notification to the municipality.

Evidence of Compliance by Agent and Subcontractor. Each agent and subcontractor shall file with the Contractor, upon completion of their portion of the work on the contract an affidavit stating that all the provisions of Sec. 66.0903(3), Wis. Stats., have been fully complied with and that full and accurate records have been kept, which clearly indicate the name and trade or occupation of every laborer, worker or mechanic employed by the Contractor in connection with work on the project. The records shall show the number of hours worked by each employee and the actual wages paid therefore; where these records shall be kept and the name, address and telephone number of the person who shall be responsible for keeping them. The records shall be retained and made available for a period of at least three (3) years following the completion of the project of public works and shall not be removed without prior notification to the municipality.

Failure to Comply with the Prevailing Wage Rate. If the Contractor fails to comply with the prevailing wage rate, she/he shall be in default on the contract. In addition, if DWD finds that a contractor or subcontractor violated the prevailing wage law, DWD will assess liquidated damages of 100% of the wages owed to employees.

Establishment of Wage Rates. The Department of Public Works shall periodically obtain a current schedule of prevailing wage rates from DWD. The schedule shall be used to establish the City of Madison Prevailing Wage Rate Schedule for Public Works Construction (prevailing wage rate). The Department of Public Works may include known increases to the prevailing wage rate which can be documented and are to occur on a future specific date. The prevailing wage rate shall be included in public works contracts subsequently negotiated or solicited by the City. Except for known increases contained within the schedule, the prevailing wage rate shall not change during the contract. The approved wage rate and DWD prevailing wage requirements are attached hereto as Sec. I of the contract.

5. **Affirmative Action.** In the performance of the services under this Agreement the Contractor agrees not to discriminate against any employee or applicant because of race, religion, marital status, age, color, sex, disability, national origin or ancestry, income level or source of income, arrest record or conviction record, less than honorable discharge, physical appearance, sexual orientation, gender identity, political beliefs, or student status. The Contractor further agrees not to discriminate against any subcontractor or person who offers to subcontract on this contract because of race, religion, color, age, disability, sex, sexual orientation, gender identity or national origin.

The Contractor agrees that within thirty (30) days after the effective date of this agreement, the Contractor will provide to the City Affirmative Action Division certain workforce utilization statistics, using a form to be furnished by the City.

If the contract is still in effect, or if the City enters into a new agreement with the Contractor, within one year after the date on which the form was required to be provided, the Contractor will provide updated workforce information using a second form, also to be furnished by the City. The second form will be submitted to the City Affirmative Action Division no later than one year after the date on which the first form was required to be provided.

The Contractor further agrees that, for at least twelve (12) months after the effective date of this contract, it will notify the City Affirmative Action Division of each of its job openings at facilities in Dane County for which applicants not already employees of the Contractor are to be considered. The notice will include a job description, classification, qualifications and application procedures and deadlines. The Contractor agrees to interview and consider candidates referred by the Affirmative Action Division if the candidate meets the minimum qualification standards established by the Contractor, and if the referral is timely. A referral is timely if it is received by the Contractor on or before the date started in the notice.

Articles of Agreement

Article I

The Contractor shall take affirmative action in accordance with the provisions of this contract to insure that applicants are employed, and that employees are treated during employment without regard to race, religion, color, age, marital status, disability, sex, sexual orientation, gender identity or national origin and that the employer shall provide harassment free work environment for the realization of the potential of each employee. Such action shall include, but not be limited to, the following: employment, upgrading, demotion or transfer, recruitment or recruitment advertising, layoff or termination, rates of pay or other forms of compensation and selection for training including apprenticeship insofar as it is within the control of the Contractor. The Contractor agrees to post in conspicuous places available to employees and applicants notices to be provided by the City setting out the provisions of the nondiscrimination clauses in this contract.

Article II

The Contractor shall in all solicitations or advertisements for employees placed by or on behalf of the Contractors state that all qualified or qualifiable applicants will be employed without regard to race, religion, color, age, marital status, disability, sex, sexual orientation, gender identity or national origin.

Article III

The Contractor shall send to each labor union or representative of workers with which it has a collective bargaining agreement or other contract or understanding a notice to be provided by the City advising the labor union or worker's representative of the Contractor's equal employment opportunity and affirmative action commitments. Such notices shall be posted in conspicuous places available to employees and applicants for employment.

Article V

The Contractor agrees that it will comply with all provisions of the Affirmative Action Ordinance of the City of Madison, including the contract compliance requirements. The Contractor agrees to submit the model affirmative action plan for public works contractors in a form approved by the Affirmative Action Division Manager.

Article VI

The Contractor will maintain records as required by Section 39.02(9)(f) of the Madison General Ordinances and will provide the City Affirmative Action Division with access to such records and to persons who have relevant and necessary information, as provided in Section 39.02(9)(f). The City agrees to keep all such records confidential, except to the extent that public inspection is required by law.

Article VII

In the event of the Contractor's or subcontractor's failure to comply with the Equal Employment Opportunity and Affirmative Action Provisions of this contract or Section 39.03 and 39.02 of the Madison General Ordinances, it is agreed that the City at its option may do any or all of the following:

1. Cancel, terminate or suspend this Contract in whole or in part.
2. Declare the Contractor ineligible for further City contracts until the Affirmative Action requirements are met.
3. Recover on behalf of the City from the prime Contractor 0.5 percent of the contract award price for each week that such party fails or refuses to comply, in the nature of liquidated damages, but not to exceed a total of five percent (5%) of the contract price, or five thousand dollars (\$5,000), whichever is less. Under public works contracts, if a subcontractor is in noncompliance, the City may recover liquidated damages from the prime Contractor in the manner described above. The preceding sentence shall not be construed to prohibit a prime Contractor from recovering the amount of such damage from the non-complying subcontractor.

Article VIII

The Contractor shall include the above provisions of this contract in every subcontract so that such provisions will be binding upon each subcontractor. The Contractor shall take such action with respect to any subcontractor as necessary to enforce such provisions, including sanctions provided for noncompliance.

Article IX

The Contractor shall allow the maximum feasible opportunity to small business enterprises to compete for any subcontracts entered into pursuant to this contract. (In federally funded contracts the terms "DBE, MBE and WBE" shall be substituted for the term "small business" in this Article.)

6. Substance Abuse Prevention Program Required. Prior to commencing work on the Contract, the Contractor, and any Subcontractor, shall have in place a written program for the prevention of substance abuse among its employees as required under Wis. Stat. Sec. 103.503.
7. **Contractor Hiring Practices.**

Ban the Box - Arrest and Criminal Background Checks. (Sec. 39.08, MGO)

This provision applies to all prime contractors on contracts entered into on or after January 1, 2016, and all subcontractors who are required to meet prequalification requirements under MGO 33.07(7)(l), MGO as of the first time they seek or renew pre-qualification status on or after January 1, 2016. The City will monitor compliance of subcontractors through the pre-qualification process.

- a. **Definitions.** For purposes of this section, "Arrest and Conviction Record" includes, but is not limited to, information indicating that a person has been questioned, apprehended, taken into custody or detention, held for investigation, arrested, charged with, indicted or tried for any felony, misdemeanor or other offense pursuant to any law enforcement or military authority.

"Conviction record" includes, but is not limited to, information indicating that a person has been convicted of a felony, misdemeanor or other offense, placed on probation, fined, imprisoned or paroled pursuant to any law enforcement or military authority.

“Background Check” means the process of checking an applicant’s arrest and conviction record, through any means.

b. Requirements. For the duration of this Contract, the Contractor shall:

1. Remove from all job application forms any questions, check boxes, or other inquiries regarding an applicant’s arrest and conviction record, as defined herein.
2. Refrain from asking an applicant in any manner about their arrest or conviction record until after conditional offer of employment is made to the applicant in question.
3. Refrain from conducting a formal or informal background check or making any other inquiry using any privately or publicly available means of obtaining the arrest or conviction record of an applicant until after a conditional offer of employment is made to the applicant in question.
4. Make information about this ordinance available to applicants and existing employees, and post notices in prominent locations at the workplace with information about the ordinance and complaint procedure using language provided by the City.
5. Comply with all other provisions of Sec. 39.08, MGO.

c. Exemptions: This section shall not apply when:

1. Hiring for a position where certain convictions or violations are a bar to employment in that position under applicable law, or
2. Hiring a position for which information about criminal or arrest record, or a background check is required by law to be performed at a time or in a manner that would otherwise be prohibited by this ordinance, including a licensed trade or profession where the licensing authority explicitly authorizes or requires the inquiry in question.

To be exempt, Contractor has the burden of demonstrating that there is an applicable law or regulation that requires the hiring practice in question, if so, the contractor is exempt from all of the requirements of this ordinance for the position(s) in question.

**FIRE STATION 9 ROOF REPLACEMENT
CONTRACT NO. 7757**

IN WITNESS WHEREOF, the Contractor has hereunto set his/her hand and seal and the City has caused these presents to be sealed with its corporate seal and to be subscribed by its Mayor and City Clerk the day and year first above written.

Countersigned:

	Company Name
Witness	Date
Witness	Date

CITY OF MADISON, WISCONSIN

Provisions have been made to pay the liability that will accrue under this contract.

Approved as to form:

Finance Director	City Attorney
Signed this _____ day of _____, 20_____	
Witness	Mayor
Witness	City Clerk

SECTION I: PAYMENT AND PERFORMANCE BOND

KNOW ALL MEN BY THESE PRESENTS, that we _____
 as _____ principal, _____ and

Company of _____ as surety, are held and firmly bound unto the City of Madison, Wisconsin, in the sum of _____ (\$_____) Dollars, lawful money of the United States, for the payment of which sum to the City of Madison, we hereby bind ourselves and our respective executors and administrators firmly by these presents.

The condition of this Bond is such that if the above bounden shall on his/her part fully and faithfully perform all of the terms of the Contract entered into between him/herself and the City of Madison for the construction of:

**FIRE STATION 9 ROOF REPLACEMENT
 CONTRACT NO. 7757**

in Madison, Wisconsin, and shall pay all claims for labor performed and material furnished in the prosecution of said work, and save the City harmless from all claims for damages because of negligence in the prosecution of said work, and shall save harmless the said City from all claims for compensation (under Chapter 102, Wisconsin Statutes) of employees and employees of subcontractor, then this Bond is to be void, otherwise of full force, virtue and effect.

Signed and sealed this _____ day of _____

Countersigned:

 Company Name (Principal)

 Witness

 President Seal

 Secretary

Approved as to form:

 Surety Seal
 Salary Employee Commission

 City Attorney

By _____
 Attorney-in-Fact

This certifies that I have been duly licensed as an agent for the above company in Wisconsin under National Producer Number _____ for the year _____, and appointed as attorney-in-fact with authority to execute this payment and performance bond which power of attorney has not been revoked.

 Date

 Agent Signature

SECTION J: PREVAILING WAGE RATES

State of Wisconsin
Department of Workforce Development
Equal Rights Division

DEPARTMENTAL ORDER

ISSUE DATE: 1/8/2016

PROJECT:

ALL PUBLIC WORKS PROJECTS UNDER SEC. 66.0903, STATS-CITY OF MADISON
MADISON CITY, DANE COUNTY, WI
Determination No. 201600001

PROJECT OWNER:

ROBERT F PHILLIPS, INTERIM CITY ENGINEER
CITY OF MADISON - ENGINEERING
210 M L KING JR BLVD, RM 115
MADISON, WI 537033342

REQUESTER:

ROBERT F PHILLIPS, INTERIM CITY ENGINEER
CITY OF MADISON - ENGINEERING
210 M L KING JR BLVD, RM 115
MADISON, WI 537033342

ADDITIONAL CONTACT:

NORMAN DAVIS, CONTRACT COMPLIANCE
CITY OF MADISON-DEPT OF CIVIL RTS-AA DIV
210 MARTIN L KING JR BLVD, RM 523
MADISON, WI 537033342

The department received an application for prevailing wage rate determination for the above-captioned project. The department conducted a survey to determine the prevailing wage rate for the trade(s) or occupation(s) needed to complete the project. The survey's findings appear in the attached project determination.

If you believe that the wage rate for any trade or occupation does not accurately reflect the prevailing wage rate in the city, village or town where the project is located, you may ask the department to conduct an administrative review of such wage rate. You must submit this request in writing within 30 days from the date indicated above. Additionally, your request must include wage rate information from at least three similar projects in the city, village or town where the proposed project is located and on which some work has been performed by the contested trade(s) during the current survey period and was previously considered by the department in issuing the attached determination. See DWD 290.10 of the Wisconsin Administrative Code and either s. 66.0903(3)(br), Stats., or s. 103.49(3)(c), Stats., for a complete explanation of the administrative review process.

Enclosures

It is hereby ordered that the prevailing wage rates set forth in the attached project determination shall only be applicable to the above referenced project. This order is a **FINAL ORDER** of the department unless a timely request for an administrative review is filed with the department.

ISSUED BY:

Equal Rights Division
Labor Standards Bureau
Construction Wage Standards Section
P.O. Box 8928, Madison, WI 53708-8928
(608)266-6861

Web Site: <http://dwd.wisconsin.gov/er/>

PREVAILING WAGE RATE DETERMINATION

Issued by the State of Wisconsin
Department of Workforce Development
Pursuant to s. 66.0903, Wis. Stats.
Issued On: 01/08/2016
Amended On: 01/28/2016

DETERMINATION NUMBER: 201600001

EXPIRATION DATE: Prime Contracts MUST Be Awarded or Negotiated On Or Before 12/31/2016. If NOT, You MUST Reapply.

PROJECT NAME: ALL PUBLIC WORKS PROJECTS UNDER SEC. 66.0903, STATS-CITY OF MADISON

PROJECT LOCATION: MADISON CITY, DANE COUNTY, WI

CONTRACTING AGENCY: CITY OF MADISON - ENGINEERING

CLASSIFICATION:	Contractors are responsible for correctly classifying their workers. Either call the Department of Workforce Development (DWD) with trade or classification questions or consult DWD's Dictionary of Occupational Classifications & Work Descriptions on the DWD website at: dwd.wisconsin.gov/er/prevailing_wage_rate/Dictionary/dictionary_main.htm .
OVERTIME:	Time and one-half must be paid for all hours worked: <ul style="list-style-type: none">- over 10 hours per day on prevailing wage projects- over 40 hours per calendar week- Saturday and Sunday- on all of the following holidays: January 1; the last Monday in May; July 4; the 1st Monday in September; the 4th Thursday in November; December 25;- The day before if January 1, July 4 or December 25 falls on a Saturday;- The day following if January 1, July 4 or December 25 falls on a Sunday. Apply the time and one-half overtime calculation to whichever is higher between the Hourly Basic Rate listed on this project determination or the employee's regular hourly rate of pay. Add any applicable Premium or DOT Premium to the Hourly Basic Rate before calculating overtime. A DOT Premium (discussed below) may supersede this time and one-half requirement.
FUTURE INCREASE:	When a specific trade or occupation requires a future increase, you MUST add the full hourly increase to the "TOTAL" on the effective date(s) indicated for the specific trade or occupation.
PREMIUM PAY:	If indicated for a specific trade or occupation, the full amount of such pay MUST be added to the "HOURLY BASIC RATE OF PAY" indicated for such trade or occupation, whenever such pay is applicable.
DOT PREMIUM:	This premium only applies to highway and bridge projects owned by the Wisconsin Department of Transportation and to the project type heading "Airport Pavement or State Highway Construction." DO NOT apply the premium calculation under any other project type on this determination.
APPRENTICES:	Pay apprentices a percentage of the applicable journey person's hourly basic rate of pay and hourly fringe benefit contributions specified in this determination. Obtain the appropriate percentage from each apprentice's contract or indenture.
SUBJOURNEY:	Subjourney wage rates may be available for some of the trades or occupations indicated below with the exception of laborers, truck drivers and heavy equipment operators. Any employer interested in using a subjourney classification on this project MUST complete Form ERD-10880 and request the applicable wage rate from the Department of Workforce Development PRIOR to using the subjourney worker on this project.

This document **MUST BE POSTED** by the **CONTRACTING AGENCY** in at least one conspicuous and easily accessible place on the **site of the project**. A local governmental unit may post this document at the place normally used to post public notices if there is no common site on the project. This document **MUST** remain posted during the entire time any worker is employed on the project and **MUST** be physically incorporated into the specifications and all contracts and subcontracts. If you have any questions, please write to the Equal Rights Division, Labor Standards Bureau, P.O. Box 8928, Madison, Wisconsin 53708 or call (608) 266-6861.

The following statutory provisions apply to local governmental unit projects of public works and are set forth below pursuant to the requirements of s. 66.0903(8), Stats.

s. 66.0903 (1) (f) & s. 103.49 (1) (c) "PREVAILING HOURS OF LABOR" for any trade or occupation in any area means 10 hours per day and 40 hours per week and may not include any hours worked on a Saturday or Sunday or on any of the following holidays:

1. January 1.
2. The last Monday in May.
3. July 4.
4. The first Monday in September.
5. The 4th Thursday in November.
6. December 25.
7. The day before if January 1, July 4 or December 25 falls on a Saturday.
8. The day following if January 1, July 4 or December 25 falls on a Sunday.

s. 66.0903 (10) RECORDS; INSPECTION; ENFORCEMENT.

(a) Each contractor, subcontractor, or contractor's or subcontractor's agent performing work on a project of public works that is subject to this section shall keep full and accurate records clearly indicating the name and trade or occupation of every person performing the work described in sub. (4) and an accurate record of the number of hours worked by each of those persons and the actual wages paid for the hours worked.

s. 66.0903 (11) LIABILITY AND PENALTIES.

- (a) 1. Any contractor, subcontractor, or contractor's or subcontractor's agent who fails to pay the prevailing wage rate determined by the department under sub. (3) or who pays less than 1.5 times the hourly basic rate of pay for all hours worked in excess of the prevailing hours of labor is liable to any affected employee in the amount of his or her unpaid wages or his or her unpaid overtime compensation and in an additional amount as liquidated damages as provided under subd. 2., 3., whichever is applicable.
2. If the department determines upon inspection under sub. (10) (b) or (c) that a contractor, subcontractor, or contractor's or subcontractor's agent has failed to pay the prevailing wage rate determined by the department under sub. (3) or has paid less than 1.5 times the hourly basic rate of pay for all hours worked in excess of the prevailing hours of labor, the department shall order the contractor to pay to any affected employee the amount of his or her unpaid wages or his or her unpaid overtime compensation and an additional amount equal to 100 percent of the amount of those unpaid wages or that unpaid overtime compensation as liquidated damages within a period specified by the department in the order.
3. In addition to or in lieu of recovering the liability specified in subd. 1. as provided in subd. 2., any employee for and in behalf of that employee and other employees similarly situated may commence an action to recover that liability in any court of competent jurisdiction. If the court finds that a contractor, subcontractor, or contractor's or subcontractor's agent has failed to pay the prevailing wage rate determined by the department under sub. (3) or has paid less than 1.5 times the hourly basic rate of pay for all hours worked in excess of the prevailing hours of labor, the court shall order the contractor, subcontractor, or agent to pay to any affected employee the amount of his or her unpaid wages or his or her unpaid overtime compensation and an additional amount equal to 100 percent of the amount of those unpaid wages or that unpaid overtime compensation as liquidated damages.
5. No employee may be a party plaintiff to an action under subd. 3. unless the employee consents in writing to become a party and the consent is filed in the court in which the action is brought. Notwithstanding s. 814.04 (1), the court shall, in addition to any judgment awarded to the plaintiff, allow reasonable attorney fees and costs to be paid by the defendant.

BUILDING OR HEAVY CONSTRUCTION

Includes sheltered enclosures with walk-in access for the purpose of housing persons, employees, machinery, equipment or supplies and non-sheltered work such as canals, dams, dikes, reservoirs, storage tanks, etc. A sheltered enclosure need not be "habitable" in order to be considered a building. The installation of machinery and/or equipment, both above and below grade level, does not change a project's character as a building. On-site grading, utility work and landscaping are included within this definition. Residential buildings of four (4) stories or less, agricultural buildings, parking lots and driveways are NOT included within this definition.

SKILLED TRADES

Fringe Benefits Must Be Paid On <u>All</u> Hours Worked		HOURLY BASIC RATE OF PAY	HOURLY FRINGE BENEFITS	TOTAL
CODE	TRADE OR OCCUPATION	\$	\$	\$
101	Acoustic Ceiling Tile Installer Future Increase(s): Add \$1.42/hr on 6/1/2016.	33.02	17.12	50.14
102	Boilermaker	33.35	28.29	61.64
103	Bricklayer, Blocklayer or Stonemason Future Increase(s): Add \$1.45 on 06/06/2016 Premium Increase(s): DOT PREMIUM: Pay two times the hourly basic rate on Sunday, New Year's Day, Memorial Day, Independence Day, Labor Day, Thanksgiving Day & Christmas Day.	32.86	20.03	52.89
104	Cabinet Installer Future Increase(s): Add \$1.42/hr on 6/1/2016.	33.02	17.12	50.14
105	Carpenter Future Increase(s): Add \$1.42/hr on 6/1/2016. Premium Increase(s): DOT PREMIUM: Pay two times the hourly basic rate on Sunday, New Year's Day, Memorial Day, Independence Day, Labor Day, Thanksgiving Day & Christmas Day.	33.02	17.12	50.14
106	Carpet Layer or Soft Floor Coverer Future Increase(s): Add \$1.42/hr on 6/1/2016.	33.02	17.12	50.14
107	Cement Finisher	33.15	16.40	49.55
108	Drywall Taper or Finisher	29.97	20.08	50.05
109	Electrician Future Increase(s): Add \$1.25/hr on 6/1/16. Premium Increase(s): DOT PREMIUM: Pay two times the hourly basic rate on Sunday, New Year's Day, Memorial Day, Independence Day, Labor Day, Thanksgiving Day & Christmas Day.	35.75	19.97	55.72
110	Elevator Constructor	46.05	27.09	73.14
111	Fence Erector	18.72	5.78	24.50

Fringe Benefits Must Be Paid On <u>All</u> Hours Worked		HOURLY BASIC RATE OF PAY	HOURLY FRINGE BENEFITS	TOTAL
CODE	TRADE OR OCCUPATION	\$	\$	\$
112	Fire Sprinkler Filter	36.78	19.97	56.75
113	Glazier	38.27	14.42	52.69
114	Heat or Frost Insulator	33.53	27.31	60.84
115	Insulator (Batt or Blown) Future Increase(s): Add \$1.42/hr on 6/1/2016.	33.02	17.12	50.14
116	Ironworker	32.50	20.58	53.08
117	Lather	32.72	16.00	48.72
118	Line Constructor (Electrical)	40.81	18.06	58.87
119	Marble Finisher	25.72	18.54	44.26
120	Marble Mason	32.82	18.67	51.49
121	Metal Building Erector	22.40	6.27	28.67
122	Millwright Future Increase(s): Add \$1.47/hr on 6/1/2016.	34.79	17.17	51.96
123	Overhead Door Installer	31.93	13.39	45.32
124	Painter	26.70	16.65	43.35
125	Pavement Marking Operator	30.00	18.81	48.81
126	Piledriver Future Increase(s): Add \$1.44/hr on 6/1/2016. Premium Increase(s): DOT PREMIUM: Pay two times the hourly basic rate on Sunday, New Year's Day, Memorial Day, Independence Day, Labor Day, Thanksgiving Day & Christmas Day.	33.56	17.12	50.68
127	Pipeline Fuser or Welder (Gas or Utility)	44.20	18.26	62.46
129	Plasterer	32.82	18.81	51.63
130	Plumber	38.82	18.02	56.84
132	Refrigeration Mechanic	45.55	18.71	64.26
133	Roofer or Waterproofer	29.65	1.71	31.36
134	Sheet Metal Worker	35.55	24.67	60.22
135	Steamfitter	45.55	18.71	64.26
137	Teledata Technician or Installer	22.50	12.74	35.24
138	Temperature Control Installer	34.97	19.67	54.64
139	Terrazzo Finisher	25.72	18.54	44.26

Fringe Benefits Must Be Paid On <u>All</u> Hours Worked		HOURLY BASIC RATE OF PAY	HOURLY FRINGE BENEFITS	TOTAL
CODE	TRADE OR OCCUPATION	\$	\$	\$
140	Terrazzo Mechanic Future Increase(s): Add \$1.60 on 06/06/2016	33.98	18.96	52.94
141	Tile Finisher	30.00	0.00	30.00
142	Tile Setter Future Increase(s): Add \$1.45/hr on 6/06/2016.	31.59	19.61	51.20
143	Tuckpointer, Caulker or Cleaner Future Increase(s): Add \$1.45 on 06/06/2016 Premium Increase(s): DOT PREMIUM: Pay two times the hourly basic rate on Sunday, New Year's Day, Memorial Day, Independence Day, Labor Day, Thanksgiving Day & Christmas Day.	32.86	20.03	52.89
144	Underwater Diver (Except on Great Lakes)	36.74	16.00	52.74
146	Well Driller or Pump Installer Future Increase(s): Add \$1/hr on 6/1/2016; Add \$1/hr on 6/1/2017.	25.32	16.40	41.72
147	Siding Installer	17.00	6.71	23.71
150	Heavy Equipment Operator - ELECTRICAL LINE CONSTRUCTION ONLY	36.73	20.41	57.14
151	Light Equipment Operator -ELECTRICAL LINE CONSTRUCTION ONLY	32.65	15.52	48.17
152	Heavy Truck Driver - ELECTRICAL LINE CONSTRUCTION ONLY	28.57	13.71	42.28
153	Light Truck Driver - ELECTRICAL LINE CONSTRUCTION ONLY	26.53	13.55	40.08
154	Groundman - ELECTRICAL LINE CONSTRUCTION ONLY	25.00	12.55	37.55

TRUCK DRIVERS

Fringe Benefits Must Be Paid On <u>All</u> Hours Worked		HOURLY BASIC RATE OF PAY	HOURLY FRINGE BENEFITS	TOTAL
CODE	TRADE OR OCCUPATION	\$	\$	\$
201	Single Axle or Two Axle	33.69	19.78	53.47
203	Three or More Axle	18.25	21.61	39.86
204	Articulated, Euclid, Dumptor, Off Road Material Hauler Future Increase(s): Add \$1.60/hr on 6/3/2016.	34.69	20.38	55.07
205	Pavement Marking Vehicle	18.25	21.61	39.86
207	Truck Mechanic	18.25	21.61	39.86

LABORERS

Fringe Benefits Must Be Paid On <u>All</u> Hours Worked				
CODE	TRADE OR OCCUPATION	HOURLY BASIC RATE OF PAY	HOURLY FRINGE BENEFITS	TOTAL
		\$	\$	\$
301	General Laborer Future Increase(s): Add \$1.25/hr eff. 06/06/2016 Premium Increase(s): Add \$1.00/hr for certified welder and pipelayer; Add \$.25/hr for mason tender.	25.81	15.63	41.44
302	Asbestos Abatement Worker	17.00	4.22	21.22
303	Landscaper	21.90	9.83	31.73
310	Gas or Utility Pipeline Laborer (Other Than Sewer and Water)	20.83	18.39	39.22
311	Fiber Optic Laborer (Outside, Other Than Concrete Encased)	19.35	0.00	19.35
314	Railroad Track Laborer	17.00	3.96	20.96
315	Final Construction Clean-Up Worker	29.01	7.20	36.21

**HEAVY EQUIPMENT OPERATORS
SITE PREPARATION, UTILITY OR LANDSCAPING WORK ONLY**

Fringe Benefits Must Be Paid On <u>All</u> Hours Worked				
CODE	TRADE OR OCCUPATION	HOURLY BASIC RATE OF PAY	HOURLY FRINGE BENEFITS	TOTAL
		\$	\$	\$
501	Air Track, Rotary or Percussion Drilling Machine &/or Hammers, Blaster; Asphalt Milling Machine; Boring Machine (Directional, Horizontal or Vertical); Backhoe (Track Type) Having a Mfg'r's Rated Capacity of 130,000 Lbs. or Over; Backhoe (Track Type) Having a Mfg'r's Rated Capacity of Under 130,000 Lbs., Backhoe (Mini, 15,000 Lbs. & Under); Bulldozer or Endloader (Over 40 hp); Compactor (Self-Propelled 85 Ft Total Drum Width & Over, or Tractor Mounted, Towed & Light Equipment); Concrete Batch Plant, Batch Hopper; Concrete Breaker (Large, Auto, Vibratory/Sonic, Manual or Remote); Crane, Shovel, Dragline, Clamshells; Forklift (Machinery Moving or Steel Erection, 25 Ft & Over); Gradall (Cruz-Aire Type); Grader or Motor Patrol; Master Mechanic; Mechanic or Welder; Robotic Tool Carrier (With or Without Attachments); Scraper (Self Propelled or Tractor Drawn) 5 cu yds or More Capacity; Tractor or Truck Mounted Hydraulic Backhoe; Tractor or Truck Mounted Hydraulic Crane (10 Tons or Under); Tractor (Scraper, Dozer, Pusher, Loader); Trencher (Wheel Type or Chain Type Having Over 8 Inch Bucket). Future Increase(s): Add \$1.60/hr on 6/3/2016.	35.22	20.38	55.60
502	Backfiller; Broom or Sweeper; Bulldozer or Endloader (Under 40 hp); Environmental Burner; Forestry Equipment, Timbco, Tree Shear, Tub Grinder, Processor; Jeep Digger; Screed (Milling Machine); Skid Rig; Straddle Carrier or Travel Lift; Stump Chipper; Trencher (Wheel Type or Chain Type Having 8 Inch Bucket & Under). Future Increase(s): Add \$1.60/hr on 6/3/2016.	34.69	20.38	55.07

Fringe Benefits Must Be Paid On <u>All</u> Hours Worked		HOURLY BASIC RATE OF PAY	HOURLY FRINGE BENEFITS	TOTAL
<u>CODE</u>	<u>TRADE OR OCCUPATION</u>	\$	\$	\$
503	Air Compressor (&/or 400 CFM or Over); Augers (Vertical & Horizontal); Compactor (Self-Propelled 84 Ft Total Drum Width & Under, or Tractor Mounted, Towed & Light Equipment); Crusher, Screening or Wash Plant; Farm or Industrial Type Tractor; Forklift; Generator (&/or 150 KW or Over); Greaser; High Pressure Utility Locating Machine (Daylighting Machine); Mulcher; Oiler; Post Hole Digger or Driver; Pump (3 Inch or Over) or Well Points; Refrigeration Plant or Freeze Machine; Rock, Stone Breaker; Skid Steer Loader (With or Without Attachments); Vibratory Hammer or Extractor, Power Pack. Future Increase(s): Add \$1.60/hr on 6/3/2016.	32.62	20.38	53.00
504	Work Performed on the Great Lakes Including Diver; Wet Tender or Hydraulic Dredge Engineer.	41.65	21.71	63.36
505	Work Performed on the Great Lakes Including Crane or Backhoe Operator; Assistant Hydraulic Dredge Engineer; Hydraulic Dredge Leverman or Diver's Tender; Mechanic or Welder; 70 Ton & Over Tug Operator. Future Increase(s): Add \$1.25/hr on 1/1/2017. Premium Increase(s): Add \$.50/hr for Friction Crane, Lattice Boom or Crane Certification (CCO).	44.05	23.24	67.29
506	Work Performed on the Great Lakes Including Deck Equipment Operator or Machineryman (Maintains Cranes Over 50 Tons or Backhoes 115,000 Lbs. or More); Tug, Launch or Loader, Dozer or Like Equipment When Operated on a Barge, Breakwater Wall, Slip, Dock or Scow, Deck Machinery. Future Increase(s): Add \$1.25/hr on 1/1/2017.	39.20	23.09	62.29
507	Work Performed on the Great Lakes Including Deck Equipment Operator, Machineryman or Fireman (Operates 4 Units or More or Maintains Cranes 50 Tons or Under or Backhoes 115,000 Lbs. or Under); Deck Hand, Deck Engineer or Assistant Tug Operator; Off Road Trucks - Great Lakes ONLY.	36.72	21.15	57.87

**HEAVY EQUIPMENT OPERATORS
EXCLUDING SITE PREPARATION, UTILITY, PAVING LANDSCAPING WORK**

Fringe Benefits Must Be Paid On <u>All</u> Hours Worked		HOURLY BASIC RATE OF PAY	HOURLY FRINGE BENEFITS	TOTAL
<u>CODE</u>	<u>TRADE OR OCCUPATION</u>	\$	\$	\$
508	Boring Machine (Directional); Crane, Tower Crane, Pedestal Tower or Derrick, With or Without Attachments, With a Lifting Capacity of Over 100 Tons, Self-Erecting Tower Crane With a Lifting Capacity of Over 4,000 Lbs., Crane With Boom Dollies; Crane, Tower Crane, Pedestal Tower or Derrick, With Boom, Leads &/or Jib Lengths Measuring 176 Ft or Over; Master Mechanic. Future Increase(s): Add \$1.60/hr on 6/3/2016. Premium Increase(s):	37.67	20.38	58.05

Fringe Benefits Must Be Paid On <u>All</u> Hours Worked		HOURLY BASIC RATE OF PAY	HOURLY FRINGE BENEFITS	TOTAL
CODE	TRADE OR OCCUPATION	\$	\$	\$
	Add \$.50/hr for >200 Ton; Add \$1/hr at 300 Ton; Add \$1.50/hr at 400 Ton; Add \$2/hr at 500 Ton & Over.			
509	Backhoe (Track Type) Having a Mfgr's Rated Capacity of 130,000 Lbs. or Over; Boring Machine (Horizontal or Vertical); Caisson Rig; Crane, Tower Crane, Portable Tower, Pedestal Tower or Derrick, With or Without Attachments, With a Lifting Capacity of 100 Tons or Under, Self-Erecting Tower Crane With A Lifting Capacity Of 4,000 Lbs. & Under; Crane, Tower Crane, Portable Tower, Pedestal Tower or Derrick, With Boom, Leads &/or Jib Lengths Measuring 175 Ft or Under; Pile Driver; Versi Lifts, Tri-Lifts & Gantrys (20,000 Lbs. & Over). Future Increase(s): Add \$1.60/hr on 6/3/2016. Premium Increase(s): Add \$.25/hr for all >45 Ton lifting capacity cranes.	36.42	20.38	56.80
510	Backhoe (Track Type) Having a Mfgr.'s Rated Capacity of Under 130,000 Lbs., Backhoe (Mini, 15,000 Lbs. & Under); Concrete Bump Cutter, Grinder, Planing or Grooving Machine; Concrete Laser/Screed; Concrete Paver (Slipform); Concrete Pump (Over 46 Meter), Concrete Conveyor (Rotec or Bidwell Type); Concrete Slipform Placer Curb & Gutter Machine; Concrete Spreader & Distributor; Dredge (NOT Performing Work on the Great Lakes); Forklift (Machinery Moving or Steel Erection, 25 Ft & Over); Gradall (Cruz-Aire Type); Hydro-Blaster (10,000 PSI or Over); Milling Machine; Skid Rig; Traveling Crane (Bridge Type). Future Increase(s): Add \$1.60/hr on 6/3/2016.	35.22	20.38	55.60
511	Air, Track, Rotary or Percussion Drilling Machine &/or Hammers, Blaster; Bulldozer or Endloader (Over 40 hp); Compactor (Self-Propelled 85 Ft Total Drum Width & Over, or Tractor Mounted, Towed & Light Equipment); Concrete Pump (46 Meter & Under), Concrete Conveyor (Rotec or Bidwell Type); Crane (Carry Deck, Mini) or Truck Mounted Hydraulic Crane (10 Tons or Under); Environmental Burner; Gantrys (Under 20,000 Lbs.); Grader or Motor Patrol; High Pressure Utility Locating Machine (Daylighting Machine); Manhoist; Material or Stack Hoist; Mechanic or Welder; Railroad Track Rail Leveling Machine, Tie Placer, Extractor, Tamper, Stone Leveler or Rehabilitation Equipment; Roller (Over 5 Ton); Scraper (Self Propelled or Tractor Drawn) 5 cu yd or More Capacity; Screed (Milling Machine); Sideboom; Straddle Carrier or Travel Lift; Tining or Curing Machine; Tractor (Scraper, Dozer, Pusher, Loader); Tractor or Truck Mounted Hydraulic Backhoe; Tractor or Truck Mounted Hydraulic Crane (10 Tons or Under); Trencher (Wheel Type or Chain Type Having Over 8-Inch Bucket). Future Increase(s): Add \$1.60/hr on 6/3/2016.	34.69	20.38	55.07

Fringe Benefits Must Be Paid On <u>All</u> Hours Worked		HOURLY BASIC RATE OF PAY	HOURLY FRINGE BENEFITS	TOTAL
CODE	TRADE OR OCCUPATION	\$	\$	\$
512	Backfiller; Broom or Sweeper; Bulldozer or Endloader (Under 40 hp); Compactor (Self-Propelled 84 Ft Total Drum Width & Under, or Tractor Mounted, Towed & Light Equipment); Concrete Batch Plant, Batch Hopper; Concrete Breaker (Large, Auto, Vibratory/Sonic, Manual or Remote); Concrete Conveyor System; Concrete Finishing Machine (Road Type); Fireman (Pile Driver & Derrick NOT Performing Work on the Great Lakes); Grout Pump; Hoist (Tugger, Automatic); Industrial Locomotives; Jeep Digger; Lift Slab Machine; Mulcher; Roller (Rubber Tire, 5 Ton or Under); Screw or Gypsum Pumps; Stabilizing or Concrete Mixer (Self-Propelled or 14S or Over); Stump Chipper; Trencher (Wheel Type or Chain Type Having 8-Inch Bucket & Under); Winches & A-Frames. Future Increase(s): Add \$1.60/hr on 6/3/2016.	32.62	20.38	53.00
513	Air Compressor (&/or 400 CFM or Over); Air, Electric or Hydraulic Jacking System; Augers (Vertical & Horizontal); Boatmen (NOT Performing Work on the Great Lakes); Boiler (Temporary Heat); Crusher, Screening or Wash Plant; Elevator; Farm or Industrial Type Tractor; Fireman (Asphalt Plant NOT Performing Work on the Great Lakes); Forklift; Generator (&/or 150 KW or Over); Greaser; Heaters (Mechanical); Loading Machine (Conveyor); Oiler; Post Hole Digger or Driver; Prestress Machine; Pump (3 Inch or Over) or Well Points; Refrigeration Plant or Freeze Machine; Robotic Tool Carrier (With or Without Attachments); Rock, Stone Breaker; Skid Steer Loader (With or Without Attachments); Vibratory Hammer or Extractor, Power Pack. Future Increase(s): Add \$1.60/hr on 6/3/2016.	31.99	20.38	52.37
514	Gas or Utility Pipeline, Except Sewer & Water (Primary Equipment). Future Increase(s): Add \$1/hr on 5/30/2016.	37.04	22.44	59.48
515	Gas or Utility Pipeline, Except Sewer & Water (Secondary Equipment).	33.82	20.30	54.12
516	Fiber Optic Cable Equipment	29.50	0.68	30.18

SEWER, WATER OR TUNNEL CONSTRUCTION
--

Includes those projects that primarily involve public sewer or water distribution, transmission or collection systems and related tunnel work (excluding buildings).

SKILLED TRADES

Fringe Benefits Must Be Paid On All Hours Worked

<u>CODE</u>	<u>TRADE OR OCCUPATION</u>	<u>HOURLY BASIC RATE OF PAY</u> \$	<u>HOURLY FRINGE BENEFITS</u> \$	<u>TOTAL</u> \$
103	Bricklayer, Blocklayer or Stonemason	32.82	18.67	51.49
105	Carpenter	32.72	16.00	48.72
107	Cement Finisher Future Increase(s): Add \$1.75 on 6/1/16. Premium Increase(s): DOT PREMIUMS: 1) Pay two times the hourly basic rate on Sunday, New Year's Day, Memorial Day, Independence Day, Labor Day, Thanksgiving Day & Christmas Day. 2) Add \$1.40/hr when the Wisconsin Department of Transportation or responsible governing agency requires that work be performed at night under artificial illumination with traffic control and the work is completed after sunset and before sunrise.	35.97	17.85	53.82
109	Electrician	52.00	1.50	53.50
111	Fence Erector	18.72	5.78	24.50
116	Ironworker	32.50	20.58	53.08
118	Line Constructor (Electrical)	40.81	18.06	58.87
125	Pavement Marking Operator	30.00	18.81	48.81
126	Piledriver	33.24	16.00	49.24
130	Plumber Future Increase(s): Add \$1.50 on 6/1/16	39.95	19.45	59.40
135	Steamfitter	44.20	18.26	62.46
137	Teledata Technician or Installer	22.50	12.74	35.24
143	Tuckpointer, Caulker or Cleaner	32.82	18.67	51.49
144	Underwater Diver (Except on Great Lakes)	31.00	20.43	51.43
146	Well Driller or Pump Installer Future Increase(s): Add \$1/hr on 6/1/2016; Add \$1/hr on 6/1/2017.	25.32	16.40	41.72
150	Heavy Equipment Operator - ELECTRICAL LINE CONSTRUCTION ONLY	36.73	15.92	52.65
151	Light Equipment Operator -ELECTRICAL LINE CONSTRUCTION ONLY	32.65	15.52	48.17

Fringe Benefits Must Be Paid On All Hours Worked

<u>CODE</u>	<u>TRADE OR OCCUPATION</u>	<u>HOURLY BASIC RATE OF PAY</u> \$	<u>HOURLY FRINGE BENEFITS</u> \$	<u>TOTAL</u> \$
152	Heavy Truck Driver - ELECTRICAL LINE CONSTRUCTION ONLY	28.57	13.71	42.28
153	Light Truck Driver - ELECTRICAL LINE CONSTRUCTION ONLY	26.53	13.55	40.08
154	Groundman - ELECTRICAL LINE CONSTRUCTION ONLY	21.75	12.97	34.72

TRUCK DRIVERS

Fringe Benefits Must Be Paid On All Hours Worked

<u>CODE</u>	<u>TRADE OR OCCUPATION</u>	<u>HOURLY BASIC RATE OF PAY</u> \$	<u>HOURLY FRINGE BENEFITS</u> \$	<u>TOTAL</u> \$
201	Single Axle or Two Axle	19.00	0.00	19.00
203	Three or More Axle	19.00	0.00	19.00
204	Articulated, Euclid, Dumptor, Off Road Material Hauler	33.69	19.78	53.47
205	Pavement Marking Vehicle	19.00	0.00	19.00
207	Truck Mechanic	19.00	0.00	19.00

LABORERS

Fringe Benefits Must Be Paid On All Hours Worked

<u>CODE</u>	<u>TRADE OR OCCUPATION</u>	<u>HOURLY BASIC RATE OF PAY</u> \$	<u>HOURLY FRINGE BENEFITS</u> \$	<u>TOTAL</u> \$
301	General Laborer Future Increase(s): Add \$1.25/hr eff. 06/06/2016 Premium Increase(s): Add \$.20 for blaster, bracer, manhole builder, caulker, bottomman and power tool; Add \$.55 for pipelayer; Add \$1.00 for tunnel work 0-15 lbs. compressed air; Add \$2.00 for over 15-30 lbs. compressed air; Add \$3.00 for over 30 lbs. compressed air.	27.18	15.64	42.82
303	Landscaper	41.00	0.00	41.00
304	Flagperson or Traffic Control Person	20.92	14.80	35.72
311	Fiber Optic Laborer (Outside, Other Than Concrete Encased)	19.35	0.00	19.35
314	Railroad Track Laborer	17.00	3.96	20.96

**HEAVY EQUIPMENT OPERATORS
SEWER, WATER OR TUNNEL WORK**

Fringe Benefits Must Be Paid On All Hours Worked

<u>CODE</u>	<u>TRADE OR OCCUPATION</u>	<u>HOURLY BASIC RATE OF PAY</u> \$	<u>HOURLY FRINGE BENEFITS</u> \$	<u>TOTAL</u> \$
521	Backhoe (Track Type) Having a Mfgr.'s Rated Capacity of 130,000 Lbs. or Over; Caisson Rig; Crane, Tower Crane, Pedestal Tower or Derrick, With Boom, Leads &/or Jib Lengths Measuring 176 Ft or Over; Crane, Tower Crane, Pedestal Tower or Derrick, With or Without Attachments, With a Lifting Capacity of Over 100 Tons, Self-Erecting Tower Crane With a Lifting Capacity Of Over 4,000 Lbs., Crane With Boom Dollies; Master Mechanic; Pile Driver. Premium Increase(s): Add \$.25/hr for operating tower crane.	38.09	20.80	58.89
522	Backhoe (Track Type) Having a Mfgr.'s Rated Capacity of Under 130,000 Lbs., Backhoe (Mini, 15,000 Lbs. & Under); Boring Machine (Directional); Concrete Bump Cutter, Grinder, Planing or Grooving Machine; Concrete Laser/Screed; Concrete Paver (Slipform); Concrete Pump (Over 46 Meter), Concrete Conveyor (Rotec or Bidwell Type); Concrete Spreader & Distributor; Crane, Tower Crane, Portable Tower, Pedestal Tower or Derrick, With Boom, Leads &/or Jib Lengths Measuring 175 Ft or Under; Crane, Tower Crane, Portable Tower, Pedestal Tower or Derrick, With or Without Attachments, With a Lifting Capacity of 100 Tons or Under, Self-Erecting Tower Crane With a Lifting Capacity of 4,000 Lbs. & Under; Dredge (NOT Performing Work on the Great Lakes); Milling Machine; Skid Rig; Telehandler; Traveling Crane (Bridge Type). Future Increase(s): Add \$1.60/hr on 6/3/2016.	35.22	20.38	55.60
523	Air Track, Rotary or Percussion Drilling Machine &/or Hammers, Blaster; Boring Machine (Horizontal or Vertical); Bulldozer or Endloader (Over 40 hp); Crane (Carry Deck, Mini) or Truck Mounted Hydraulic Crane (10 Tons or Under); Concrete Pump (46 Meter & Under), Concrete Conveyor (Rotec or Bidwell Type); Concrete Slipform Placer Curb & Gutter Machine; Gradall (Cruz-Aire Type); Grader or Motor Patrol; Hydro-Blaster (10,000 PSI or Over); Manhoist; Material or Stack Hoist; Mechanic or Welder; Roller (Over 5 Ton); Scraper (Self Propelled or Tractor Drawn) 5 cu yd or More Capacity; Screed (Milling Machine); Sideboom; Straddle Carrier or Travel Lift; Tractor (Scraper, Dozer, Pusher, Loader); Tractor or Truck Mounted Hydraulic Backhoe; Tractor or Truck Mounted Hydraulic Crane (10 Tons or Under); Trencher (Wheel Type or Chain Type Having Over 8-Inch Bucket). Future Increase(s): Add \$1.60/hr on 6/3/2016.	34.69	20.38	55.07

Fringe Benefits Must Be Paid On <u>All</u> Hours Worked		HOURLY BASIC RATE OF PAY	HOURLY FRINGE BENEFITS	TOTAL
CODE	TRADE OR OCCUPATION	\$	\$	\$
524	Backfiller; Broom or Sweeper; Bulldozer or Endloader (Under 40 hp); Compactor (Self-Propelled 85 Ft Total Drum Width & Over, or Tractor Mounted, Towed & Light Equipment); Concrete Batch Plant, Batch Hopper; Concrete Breaker (Large, Auto, Vibratory/Sonic, Manual or Remote); Concrete Conveyor System; Concrete Finishing Machine (Road Type); Environmental Burner; Fireman (Pile Driver & Derrick NOT Performing Work on the Great Lakes); Forestry Equipment, Timbco, Tree Shear, Tub Grinder, Processor; Hoist (Tugger, Automatic); Grout Pump; Jeep Digger; Lift Slab Machine; Mulcher; Power Subgrader; Pump (3 Inch or Over) or Well Points; Robotic Tool Carrier (With or Without Attachments); Roller (Rubber Tire, 5 Ton or Under); Screw or Gypsum Pumps; Stabilizing or Concrete Mixer (Self-Propelled or 14S or Over); Stump Chipper; Tining or Curing Machine; Trencher (Wheel Type or Chain Type Having 8-Inch Bucket & Under); Winches & A-Frames.	33.69	21.75	55.44
525	Air Compressor (&/or 400 CFM or Over); Air, Electric or Hydraulic Jacking System; Augers (Vertical & Horizontal); Compactor (Self-Propelled 84 Ft Total Drum Width & Under, or Tractor Mounted, Towed & Light Equipment); Crusher, Screening or Wash Plant; Farm or Industrial Type Tractor; Fireman (Asphalt Plant NOT Performing Work on the Great Lakes); Generator (&/or 150 KW or Over); Heaters (Mechanical); High Pressure Utility Locating Machine (Daylighting Machine); Loading Machine (Conveyor); Post Hole Digger or Driver; Refrigeration Plant or Freeze Machine; Rock, Stone Breaker; Skid Steer Loader (With or Without Attachments); Vibratory Hammer or Extractor, Power Pack. Future Increase(s): Add \$1.60/hr on 6/3/2016.	31.99	20.38	52.37
526	Boiler (Temporary Heat); Forklift; Greaser; Oiler.	30.99	19.78	50.77
527	Work Performed on the Great Lakes Including Diver; Wet Tender or Hydraulic Dredge Engineer.	41.65	21.71	63.36
528	Work Performed on the Great Lakes Including 70 Ton & Over Tug Operator; Assistant Hydraulic Dredge Engineer; Crane or Backhoe Operator; Hydraulic Dredge Leverman or Diver's Tender; Mechanic or Welder.	41.65	21.71	63.36
529	Work Performed on the Great Lakes Including Deck Equipment Operator or Machineryman (Maintains Cranes Over 50 Tons or Backhoes 115,000 Lbs. or More); Tug, Launch or Loader, Dozer or Like Equipment When Operated on a Barge, Breakwater Wall, Slip, Dock or Scow, Deck Machinery.	36.72	21.15	57.87
530	Work Performed on the Great Lakes Including Deck Equipment Operator; Machineryman or Fireman (Operates 4 Units or More or Maintains Cranes 50 Tons or Under or Backhoes 115,000 Lbs. or Under), Deck Hand, Deck Engineer or Assistant Tug Operator; Off Road Trucks - Great Lakes ONLY.	36.72	21.15	57.87

AIRPORT PAVEMENT OR STATE HIGHWAY CONSTRUCTION

Includes all airport projects (excluding buildings) and all projects awarded by the Wisconsin Department of Transportation (excluding buildings).

SKILLED TRADES

Fringe Benefits Must Be Paid On All Hours Worked

<u>CODE</u>	<u>TRADE OR OCCUPATION</u>	<u>HOURLY BASIC RATE OF PAY</u> \$	<u>HOURLY FRINGE BENEFITS</u> \$	<u>TOTAL</u> \$
103	Bricklayer, Blocklayer or Stonemason	31.55	18.52	50.07
105	Carpenter Future Increase(s): Add \$1.42/hr on 6/1/2016. Premium Increase(s): DOT PREMIUM: Pay two times the hourly basic rate on Sunday, New Year's Day, Memorial Day, Independence Day, Labor Day, Thanksgiving Day & Christmas Day.	33.02	17.12	50.14
107	Cement Finisher Future Increase(s): Add \$1.75 on 6/1/16. Premium Increase(s): DOT PREMIUMS: 1) Pay two times the hourly basic rate on Sunday, New Year's Day, Memorial Day, Independence Day, Labor Day, Thanksgiving Day & Christmas Day. 2) Add \$1.40/hr when the Wisconsin Department of Transportation or responsible governing agency requires that work be performed at night under artificial illumination with traffic control and the work is completed after sunset and before sunrise.	35.97	17.85	53.82
109	Electrician Future Increase(s): Add \$1.25/hr on 6/1/16. Premium Increase(s): DOT PREMIUM: Pay two times the hourly basic rate on Sunday, New Year's Day, Memorial Day, Independence Day, Labor Day, Thanksgiving Day & Christmas Day.	35.75	19.97	55.72
111	Fence Erector	35.62	0.00	35.62
116	Ironworker	32.50	20.58	53.08
118	Line Constructor (Electrical)	40.81	18.06	58.87
124	Painter	29.87	18.79	48.66
125	Pavement Marking Operator	31.24	17.30	48.54
126	Piledriver	30.11	21.09	51.20
133	Roofer or Waterproofer	30.40	2.23	32.63
137	Teledata Technician or Installer	22.50	12.74	35.24
143	Tuckpointer, Caulker or Cleaner	32.82	18.67	51.49

Fringe Benefits Must Be Paid On <u>All</u> Hours Worked		HOURLY BASIC RATE OF PAY	HOURLY FRINGE BENEFITS	TOTAL
CODE	TRADE OR OCCUPATION	\$	\$	\$
144	Underwater Diver (Except on Great Lakes)	36.74	16.00	52.74
150	Heavy Equipment Operator - ELECTRICAL LINE CONSTRUCTION ONLY	36.73	15.92	52.65
151	Light Equipment Operator -ELECTRICAL LINE CONSTRUCTION ONLY	32.65	17.37	50.02
152	Heavy Truck Driver - ELECTRICAL LINE CONSTRUCTION ONLY	28.57	13.71	42.28
153	Light Truck Driver - ELECTRICAL LINE CONSTRUCTION ONLY	26.53	13.09	39.62
154	Groundman - ELECTRICAL LINE CONSTRUCTION ONLY	21.75	12.97	34.72

TRUCK DRIVERS

Fringe Benefits Must Be Paid On <u>All</u> Hours Worked		HOURLY BASIC RATE OF PAY	HOURLY FRINGE BENEFITS	TOTAL
CODE	TRADE OR OCCUPATION	\$	\$	\$
201	Single Axle or Two Axle	36.72	21.15	57.87
203	Three or More Axle Premium Increase(s): DOT PREMIUM: Pay two times the hourly basic rate on Sunday, New Year's Day, Memorial Day, Independence Day, Labor Day, Thanksgiving Day & Christmas Day.	25.78	18.96	44.74
204	Articulated, Euclid, Dumptor, Off Road Material Hauler Future Increase(s): Add \$1.30/hr on 6/1/2016; Add \$1.25/hr on 6/1/2017. Premium Increase(s): DOT PREMIUMS: 1) Pay two times the hourly basic rate on Sunday, New Year's Day, Memorial Day, Independence Day, Labor Day, Thanksgiving Day & Christmas Day. 2) Add \$1.50/hr night work premium. See DOT'S website for details about the applicability of this night work premium at: http://wisconsindot.gov/Pages/doing-bus/civil-rights/labornwage/prevailing-wage-compliance.aspx .	30.82	21.85	52.67
205	Pavement Marking Vehicle	23.82	17.72	41.54
206	Shadow or Pilot Vehicle	25.28	18.31	43.59
207	Truck Mechanic	25.28	18.31	43.59

LABORERS

Fringe Benefits Must Be Paid On <u>All</u> Hours Worked		HOURLY BASIC RATE OF PAY	HOURLY FRINGE BENEFITS	TOTAL
CODE	TRADE OR OCCUPATION	\$	\$	\$
301	General Laborer Future Increase(s): Add \$1.00/hr eff. 06/01/2016; Add \$1.00/hr eff. 06/01/2017 Premium Increase(s): Add \$.10/hr for topman, air tool operator, vibrator or tamper operator (mechanical hand operated), chain saw operator and demolition burning torch laborer; Add \$.15/hr for bituminous worker (raker and luteman), formsetter (curb, sidewalk and pavement) and strike off man; Add \$.20/hr for blaster and powderman; Add \$.25/hr for bottomman; Add \$.35/hr for line and grade specialist; Add \$.45/hr for pipelayer. / DOT PREMIUMS: 1) Pay two times the hourly basic rate on Sunday, New Year's Day, Memorial Day, Independence Day, Labor Day, Thanksgiving Day & Christmas Day. 2) Add \$1.25/hr for work on projects involving temporary traffic control setup, for lane and shoulder closures, when work under artificial illumination conditions is necessary as required by the project provisions (including prep time prior to and/or cleanup after such time period).	30.95	15.65	46.60
302	Asbestos Abatement Worker	17.00	4.22	21.22
303	Landscaper Future Increase(s): Add \$1.00/hr eff. 06/01/2016; Add \$1.00/hr eff. 06/01/2017 Premium Increase(s): DOT PREMIUMS: 1) Pay two times the hourly basic rate on Sunday, New Year's Day, Memorial Day, Independence Day, Labor Day, Thanksgiving Day & Christmas Day. 2) Add \$1.25/hr for work on projects involving temporary traffic control setup, for lane and shoulder closures, when work under artificial illumination conditions is necessary as required by the project provisions (including prep time prior to and/or cleanup after such time period).	30.95	15.65	46.60
304	Flagperson or Traffic Control Person Future Increase(s): Add \$1.00/hr eff. 06/01/2016; Add \$1.00/hr eff. 06/01/2017 Premium Increase(s): DOT PREMIUMS: 1) Pay two times the hourly basic rate on Sunday, New Year's Day, Memorial Day, Independence Day, Labor Day, Thanksgiving Day & Christmas Day. 2) Add \$1.25/hr when the Wisconsin Department of Transportation or responsible governing agency requires that work be performed at night under artificial illumination with traffic control and the work is completed after sunset and before sunrise.	27.30	15.65	42.95

Fringe Benefits Must Be Paid On <u>All</u> Hours Worked				
CODE	TRADE OR OCCUPATION	HOURLY BASIC RATE OF PAY	HOURLY FRINGE BENEFITS	TOTAL
		\$	\$	\$
311	Fiber Optic Laborer (Outside, Other Than Concrete Encased)	19.35	0.00	19.35
314	Railroad Track Laborer	17.00	3.96	20.96

**HEAVY EQUIPMENT OPERATORS
AIRPORT PAVEMENT OR STATE HIGHWAY CONSTRUCTION**

Fringe Benefits Must Be Paid On <u>All</u> Hours Worked				
CODE	TRADE OR OCCUPATION	HOURLY BASIC RATE OF PAY	HOURLY FRINGE BENEFITS	TOTAL
		\$	\$	\$
531	Crane, Tower Crane, Pedestal Tower or Derrick, With Boom, Leads &/or Jib Lengths Measuring 176 Ft or Over; Crane, Tower Crane, Pedestal Tower or Derrick, With or Without Attachments, With a Lifting Capacity of Over 100 Tons, Self-Erecting Tower Crane With a Lifting Capacity Of Over 4,000 Lbs., Crane With Boom Dollies; Traveling Crane (Bridge Type). Future Increase(s): Add \$1.30/hr on 6/1/2016; Add \$1.25/hr on 6/1/2017. Premium Increase(s): DOT PREMIUMS: 1) Pay two times the hourly basic rate on Sunday, New Year's Day, Memorial Day, Independence Day, Labor Day, Thanksgiving Day & Christmas Day. 2) Add \$1.50/hr night work premium. See DOT'S website for details about the applicability of this night work premium at: http://wisconsindot.gov/Pages/doing-bus/civil-rights/labornwage/prevailing-wage-compliance.aspx .	38.27	21.85	60.12
532	Backhoe (Track Type) Having a Mfgr.'s Rated Capacity of 130,000 Lbs. or Over; Caisson Rig; Crane, Tower Crane, Portable Tower, Pedestal Tower or Derrick, With Boom, Leads &/or Jib Lengths Measuring 175 Ft or Under; Crane, Tower Crane, Portable Tower, Pedestal Tower or Derrick, With or Without Attachments, With a Lifting Capacity of 100 Tons or Under, Self-Erecting Tower Crane With A Lifting Capacity Of 4,000 Lbs., & Under; Dredge (NOT Performing Work on the Great Lakes); Licensed Boat Pilot (NOT Performing Work on the Great Lakes); Pile Driver. Future Increase(s): Add \$1.30/hr on 6/1/2016; Add \$1.25/hr on 6/1/2017. Premium Increase(s): DOT PREMIUMS: 1) Pay two times the hourly basic rate on Sunday, New Year's Day, Memorial Day, Independence Day, Labor Day, Thanksgiving Day & Christmas Day. 2) Add \$1.50/hr night work premium. See DOT'S website for details about the applicability of this night work premium at: http://wisconsindot.gov/Pages/doing-bus/civil-rights/labornwage/prevailing-wage-compliance.aspx .	37.77	21.85	59.62

Fringe Benefits Must Be Paid On <u>All</u> Hours Worked		HOURLY BASIC RATE OF PAY	HOURLY FRINGE BENEFITS	TOTAL
CODE	TRADE OR OCCUPATION	\$	\$	\$
533	<p>Air Track, Rotary or Percussion Drilling Machine &/or Hammers, Blaster; Asphalt Heater, Planer & Scarifier; Asphalt Milling Machine; Asphalt Screed; Automatic Subgrader (Concrete); Backhoe (Track Type) Having a Mfgr.'s Rated Capacity of Under 130,000 Lbs., Backhoe (Mini, 15,000 Lbs. & Under); Bituminous (Asphalt) Plant & Paver, Screed; Boatmen (NOT Performing Work on the Great Lakes); Boring Machine (Directional, Horizontal or Vertical); Bridge (Bidwell) Paver; Bulldozer or Endloader; Concrete Batch Plant, Batch Hopper; Concrete Breaker (Large, Auto, Vibratory/Sonic, Manual or Remote); Concrete Bump Cutter, Grinder, Planing or Grooving Machine; Concrete Conveyor System; Concrete Laser/Screed; Concrete Paver (Slipform); Concrete Pump, Concrete Conveyor (Rotec or Bidwell Type); Concrete Slipform Placer Curb & Gutter Machine; Concrete Spreader & Distributor; Crane (Carry Deck, Mini) or Truck Mounted Hydraulic Crane (10 Tons or Under); Crane With a Lifting Capacity of 25 Tons or Under; Forestry Equipment, Timbco, Tree Shear, Tub Grinder, Processor; Gradall (Cruz-Aire Type); Grader or Motor Patrol; Grout Pump; Hydro-Blaster (10,000 PSI or Over); Loading Machine (Conveyor); Material or Stack Hoist; Mechanic or Welder; Milling Machine; Post Hole Digger or Driver; Roller (Over 5 Ton); Scraper (Self Propelled or Tractor Drawn) 5 cu yds or More Capacity; Shoulder Widener; Sideboom; Skid Rig; Stabilizing or Concrete Mixer (Self-Propelled or 14S or Over); Straddle Carrier or Travel Lift; Tractor (Scraper, Dozer, Pusher, Loader); Tractor or Truck Mounted Hydraulic Backhoe; Trencher (Wheel Type or Chain Type); Tube Finisher; Tugger (NOT Performing Work on the Great Lakes); Winches & A-Frames.</p> <p>Future Increase(s): Add \$1.30/hr on 6/1/2016; Add \$1.25/hr on 6/1/2017.</p> <p>Premium Increase(s): DOT PREMIUMS: 1) Pay two times the hourly basic rate on Sunday, New Year's Day, Memorial Day, Independence Day, Labor Day, Thanksgiving Day & Christmas Day. 2) Add \$1.50/hr night work premium. See DOT'S website for details about the applicability of this night work premium at: http://wisconsindot.gov/Pages/doing-bus/civil-rights/labornwage/prevailing-wage-compliance.aspx.</p>	37.27	21.85	59.12

Fringe Benefits Must Be Paid On <u>All</u> Hours Worked		HOURLY BASIC RATE OF PAY	HOURLY FRINGE BENEFITS	TOTAL
CODE	TRADE OR OCCUPATION	\$	\$	\$
534	<p>Belting, Burlap, Texturing Machine; Broom or Sweeper; Compactor (Self-Propelled or Tractor Mounted, Towed & Light Equipment); Concrete Finishing Machine (Road Type); Environmental Burner; Farm or Industrial Type Tractor; Fireman (Asphalt Plant, Pile Driver & Derrick NOT Performing Work on the Great Lakes); Forklift; Greaser; Hoist (Tugger, Automatic); Jeep Digger; Joint Sawyer (Multiple Blade); Launch (NOT Performing Work on the Great Lakes); Lift Slab Machine; Mechanical Float; Mulcher; Power Subgrader; Robotic Tool Carrier (With or Without Attachments); Roller (Rubber Tire, 5 Ton or Under); Self Propelled Chip Spreader; Shouldering Machine; Skid Steer Loader (With or Without Attachments); Telehandler; Tining or Curing Machine.</p> <p>Future Increase(s): Add \$1.30/hr on 6/1/2016; Add \$1.25/hr on 6/1/2017.</p> <p>Premium Increase(s): DOT PREMIUMS: 1) Pay two times the hourly basic rate on Sunday, New Year's Day, Memorial Day, Independence Day, Labor Day, Thanksgiving Day & Christmas Day. 2) Add \$1.50/hr night work premium. See DOT'S website for details about the applicability of this night work premium at: http://wisconsindot.gov/Pages/doing-bus/civil-rights/labornwage/prevailing-wage-compliance.aspx.</p>	37.01	21.85	58.86
535	<p>Air Compressor (&/or 400 CFM or Over); Air, Electric or Hydraulic Jacking System; Augers (Vertical & Horizontal); Automatic Belt Conveyor & Surge Bin; Boiler (Temporary Heat); Concrete Proportioning Plant; Crusher, Screening or Wash Plant; Generator (&/or 150 KW or Over); Heaters (Mechanical); High Pressure Utility Locating Machine (Daylighting Machine); Mudjack; Oiler; Prestress Machine; Pug Mill; Pump (3 Inch or Over) or Well Points; Rock, Stone Breaker; Screed (Milling Machine); Stump Chipper; Tank Car Heaters; Vibratory Hammer or Extractor, Power Pack.</p> <p>Future Increase(s): Add \$1.30/hr on 6/1/2016; Add \$1.25/hr on 6/1/2017.</p> <p>Premium Increase(s): DOT PREMIUMS: 1) Pay two times the hourly basic rate on Sunday, New Year's Day, Memorial Day, Independence Day, Labor Day, Thanksgiving Day & Christmas Day. 2) Add \$1.50/hr night work premium. See DOT'S website for details about the applicability of this night work premium at: http://wisconsindot.gov/Pages/doing-bus/civil-rights/labornwage/prevailing-wage-compliance.aspx.</p>	36.72	21.85	58.57
536	Fiber Optic Cable Equipment.	29.50	0.68	30.18
537	Work Performed on the Great Lakes Including Diver; Wet Tender or Hydraulic Dredge Engineer.	41.65	21.71	63.36
538	Work Performed on the Great Lakes Including 70 Ton & Over Tug Operator; Assistant Hydraulic Dredge Engineer; Crane or Backhoe Operator; Hydraulic Dredge Leverman or Diver's Tender; Mechanic or Welder.	41.65	21.71	63.36

Fringe Benefits Must Be Paid On <u>All</u> Hours Worked				
<u>CODE</u>	<u>TRADE OR OCCUPATION</u>	<u>HOURLY BASIC RATE OF PAY</u>	<u>HOURLY FRINGE BENEFITS</u>	<u>TOTAL</u>
		\$	\$	\$
539	Work Performed on the Great Lakes Including Deck Equipment Operator or Machineryman (Maintains Cranes Over 50 Tons or Backhoes 115,000 Lbs. or More); Tug, Launch or Loader, Dozer or Like Equipment When Operated on a Barge, Breakwater Wall, Slip, Dock or Scow, Deck Machinery.	36.72	21.15	57.87
540	Work Performed on the Great Lakes Including Deck Equipment Operator, Machineryman or Fireman (Operates 4 Units or More or Maintains Cranes 50 Tons or Under or Backhoes 115,000 Lbs. or Under); Deck Hand, Deck Engineer or Assistant Tug Operator; Off Road Trucks-Great Lakes ONLY.	36.72	21.15	57.87

LOCAL STREET OR MISCELLANEOUS PAVING CONSTRUCTION

Includes roads, streets, alleys, trails, bridges, paths, racetracks, parking lots and driveways (except residential or agricultural), public sidewalks or other similar projects (excluding projects awarded by the Wisconsin Department of Transportation).

SKILLED TRADES

Fringe Benefits Must Be Paid On All Hours Worked

<u>CODE</u>	<u>TRADE OR OCCUPATION</u>	<u>HOURLY BASIC RATE OF PAY</u> \$	<u>HOURLY FRINGE BENEFITS</u> \$	<u>TOTAL</u> \$
103	Bricklayer, Blocklayer or Stonemason	32.82	18.67	51.49
105	Carpenter Future Increase(s): Add \$1.42/hr on 6/1/2016. Premium Increase(s): DOT PREMIUM: Pay two times the hourly basic rate on Sunday, New Year's Day, Memorial Day, Independence Day, Labor Day, Thanksgiving Day & Christmas Day.	33.02	17.12	50.14
107	Cement Finisher Future Increase(s): Add \$1.75 on 6/1/16. Premium Increase(s): DOT PREMIUMS: 1) Pay two times the hourly basic rate on Sunday, New Year's Day, Memorial Day, Independence Day, Labor Day, Thanksgiving Day & Christmas Day. 2) Add \$1.40/hr when the Wisconsin Department of Transportation or responsible governing agency requires that work be performed at night under artificial illumination with traffic control and the work is completed after sunset and before sunrise.	35.97	17.85	53.82
109	Electrician Future Increase(s): Add \$1.25/hr on 6/1/16. Premium Increase(s): DOT PREMIUM: Pay two times the hourly basic rate on Sunday, New Year's Day, Memorial Day, Independence Day, Labor Day, Thanksgiving Day & Christmas Day.	35.75	19.97	55.72
111	Fence Erector	18.72	5.78	24.50
116	Ironworker	32.50	20.58	53.08
118	Line Constructor (Electrical)	40.81	18.06	58.87
124	Painter	26.70	16.65	43.35
125	Pavement Marking Operator	30.00	18.81	48.81
126	Piledriver Future Increase(s): Add \$1.44/hr on 6/1/2016. Premium Increase(s): DOT PREMIUM: Pay two times the hourly basic rate on Sunday, New Year's Day, Memorial Day, Independence Day, Labor Day, Thanksgiving Day & Christmas Day.	33.56	17.12	50.68

Fringe Benefits Must Be Paid On <u>All</u> Hours Worked		HOURLY BASIC RATE OF PAY	HOURLY FRINGE BENEFITS	TOTAL
<u>CODE</u>	<u>TRADE OR OCCUPATION</u>	\$	\$	\$
133	Roofer or Waterproofer	29.65	1.71	31.36
137	Teledata Technician or Installer	22.50	12.74	35.24
143	Tuckpointer, Caulker or Cleaner	32.82	18.67	51.49
144	Underwater Diver (Except on Great Lakes)	36.74	16.00	52.74
150	Heavy Equipment Operator - ELECTRICAL LINE CONSTRUCTION ONLY	36.73	15.92	52.65
151	Light Equipment Operator -ELECTRICAL LINE CONSTRUCTION ONLY	32.65	15.52	48.17
152	Heavy Truck Driver - ELECTRICAL LINE CONSTRUCTION ONLY	28.57	13.71	42.28
153	Light Truck Driver - ELECTRICAL LINE CONSTRUCTION ONLY	26.53	13.55	40.08
154	Groundman - ELECTRICAL LINE CONSTRUCTION ONLY	21.75	12.97	34.72

TRUCK DRIVERS

Fringe Benefits Must Be Paid On <u>All</u> Hours Worked		HOURLY BASIC RATE OF PAY	HOURLY FRINGE BENEFITS	TOTAL
<u>CODE</u>	<u>TRADE OR OCCUPATION</u>	\$	\$	\$
201	Single Axle or Two Axle	18.00	0.00	18.00
203	Three or More Axle	18.00	0.00	18.00
204	Articulated, Euclid, Dumptor, Off Road Material Hauler Future Increase(s): Add \$1.60/hr on 6/3/2016.	34.69	20.38	55.07
205	Pavement Marking Vehicle	18.00	0.00	18.00
206	Shadow or Pilot Vehicle	18.00	0.00	18.00
207	Truck Mechanic	18.00	0.00	18.00

LABORERS

Fringe Benefits Must Be Paid On <u>All</u> Hours Worked		HOURLY BASIC RATE OF PAY	HOURLY FRINGE BENEFITS	TOTAL
<u>CODE</u>	<u>TRADE OR OCCUPATION</u>	\$	\$	\$
301	General Laborer	26.34	15.17	41.51

Fringe Benefits Must Be Paid On All Hours Worked		HOURLY BASIC RATE OF PAY	HOURLY FRINGE BENEFITS	TOTAL
CODE	TRADE OR OCCUPATION	\$	\$	\$
303	Landscaper Future Increase(s): Add \$1.00/hr eff. 06/01/2016; Add \$1.00/hr eff. 06/01/2017 Premium Increase(s): DOT PREMIUMS: 1) Pay two times the hourly basic rate on Sunday, New Year's Day, Memorial Day, Independence Day, Labor Day, Thanksgiving Day & Christmas Day. 2) Add \$1.25/hr for work on projects involving temporary traffic control setup, for lane and shoulder closures, when work under artificial illumination conditions is necessary as required by the project provisions (including prep time prior to and/or cleanup after such time period).	30.67	15.65	46.32
304	Flagperson or Traffic Control Person	20.92	14.80	35.72
311	Fiber Optic Laborer (Outside, Other Than Concrete Encased)	19.35	0.00	19.35
314	Railroad Track Laborer	17.00	3.96	20.96

**HEAVY EQUIPMENT OPERATORS
CONCRETE PAVEMENT OR BRIDGE WORK**

Fringe Benefits Must Be Paid On All Hours Worked		HOURLY BASIC RATE OF PAY	HOURLY FRINGE BENEFITS	TOTAL
CODE	TRADE OR OCCUPATION	\$	\$	\$
541	Crane, Tower Crane, Pedestal Tower or Derrick, With or Without Attachments, With a Lifting Capacity of Over 100 Tons, Self-Erecting Tower Crane With a Lifting Capacity Of Over 4,000 Lbs., Crane With Boom Dollies; Crane, Tower Crane, Pedestal Tower or Derrick, With Boom, Leads &/or Jib Lengths Measuring 176 Ft or Over; Master Mechanic. Future Increase(s): Add \$1.60/hr on 6/3/2016. Premium Increase(s): Add \$.50/hr for >200 Ton; Add \$1/hr at 300 Ton; Add \$1.50/hr at 400 Ton; Add \$2/hr at 500 Ton & Over.	37.67	20.38	58.05

Fringe Benefits Must Be Paid On <u>All</u> Hours Worked		HOURLY BASIC RATE OF PAY	HOURLY FRINGE BENEFITS	TOTAL
CODE	TRADE OR OCCUPATION	\$	\$	\$
542	<p>Backhoe (Track Type) Having a Mfgr.'s Rated Capacity of 130,000 Lbs. or Over; Caisson Rig; Crane, Tower Crane, Portable Tower, Pedestal Tower or Derrick, With or Without Attachments, With a Lifting Capacity of 100 Tons or Under, Self-Erecting Tower Crane With a Lifting Capacity of 4,000 Lbs. & Under; Crane, Tower Crane Portable Tower, Pedestal Tower or Derrick, With Boom, Leads &/or Jib Lengths Measuring 175 Ft or Under; Dredge (NOT Performing Work on the Great Lakes); Licensed Boat Pilot (NOT Performing Work on the Great Lakes); Pile Driver.</p> <p>Future Increase(s): Add \$1.30/hr on 6/1/2016; Add \$1.25/hr on 6/1/2017.</p> <p>Premium Increase(s): DOT PREMIUMS: 1) Pay two times the hourly basic rate on Sunday, New Year's Day, Memorial Day, Independence Day, Labor Day, Thanksgiving Day & Christmas Day. 2) Add \$1.50/hr night work premium. See DOT'S website for details about the applicability of this night work premium at: http://wisconsindot.gov/Pages/doing-bus/civil-rights/labornwage/prevailing-wage-compliance.aspx.</p>	37.77	21.85	59.62
543	<p>Air Track, Rotary or Percussion Drilling Machine &/or Hammers, Blaster; Automatic Subgrader (Concrete); Backhoe (Track Type) Having a Mfgr.'s Rated Capacity of Under 130,000 Lbs., Backhoe (Mini, 15,000 Lbs. & Under); Boring Machine (Directional, Horizontal or Vertical); Bridge (Bidwell) Paver; Bulldozer or Endloader; Concrete Batch Plant, Batch Hopper; Concrete Breaker (Large, Auto, Vibratory/Sonic, Manual or Remote); Concrete Bump Cutter, Grinder, Planing or Grooving Machine; Concrete Conveyor System; Concrete Laser/Screed; Concrete Paver (Slipform); Concrete Pump, Concrete Conveyor (Rotec or Bidwell Type); Concrete Slipform Placer Curb & Gutter Machine; Concrete Spreader & Distributor; Crane (Carry Deck, Mini) or Truck Mounted Hydraulic Crane (10 Tons or Under); Crane With a Lifting Capacity of 25 Tons or Under; Forestry Equipment, Timbco, Tree Shear, Tub Grinder, Processor; Gradall (Cruz-Aire Type); Grader or Motor Patrol; Grout Pump; Hydro-Blaster (10,000 PSI or Over); Loading Machine (Conveyor); Manhoist; Material or Stack Hoist; Mechanic or Welder; Milling Machine; Post Hole Digger or Driver; Scraper (Self Propelled or Tractor Drawn) 5 cu yds or More Capacity; Shoulder Widener; Sideboom; Skid Rig; Stabilizing or Concrete Mixer (Self-Propelled or 14S or Over); Straddle Carrier or Travel Lift; Tractor (Scraper, Dozer, Pusher, Loader); Tractor or Truck Mounted Hydraulic Backhoe; Trencher (Wheel Type or Chain Type); Tube Finisher; Tugger (NOT Performing Work on the Great Lakes); Winches & A-Frames.</p> <p>Future Increase(s): Add \$1.30/hr on 6/1/2016; Add \$1.25/hr on 6/1/2017.</p> <p>Premium Increase(s): DOT PREMIUMS: 1) Pay two times the hourly basic rate on Sunday, New Year's Day, Memorial Day, Independence Day, Labor Day, Thanksgiving Day & Christmas Day. 2) Add \$1.50/hr night work premium. See DOT'S website for details about the applicability of this night work premium at: http://wisconsindot.gov/Pages/doing-bus/civil-rights/labornwage/prevailing-wage-compliance.aspx.</p>	37.27	21.85	59.12

Fringe Benefits Must Be Paid On <u>All</u> Hours Worked		HOURLY BASIC RATE OF PAY	HOURLY FRINGE BENEFITS	TOTAL
CODE	TRADE OR OCCUPATION	\$	\$	\$
544	Backfiller; Belting, Burlap, Texturing Machine; Broom or Sweeper; Compactor (Self-Propelled or Tractor Mounted, Towed & Light Equipment); Concrete Finishing Machine (Road Type); Environmental Burner; Farm or Industrial Type Tractor; Fireman (Pile Driver & Derrick NOT Performing Work on the Great Lakes); Forklift; Greaser; Jeep Digger; Joint Sawyer (Multiple Blade); Launch (NOT Performing Work on the Great Lakes); Lift Slab Machine; Mechanical Float; Mulcher; Power Subgrader; Robotic Tool Carrier (With or Without Attachments); Self Propelled Chip Spreader; Shouldering Machine; Skid Steer Loader (With or Without Attachments); Telehandler; Tining or Curing Machine. Future Increase(s): Add \$1.30/hr on 6/1/2016; Add \$1.25/hr on 6/1/2017. Premium Increase(s): DOT PREMIUMS: 1) Pay two times the hourly basic rate on Sunday, New Year's Day, Memorial Day, Independence Day, Labor Day, Thanksgiving Day & Christmas Day. 2) Add \$1.50/hr night work premium. See DOT'S website for details about the applicability of this night work premium at: http://wisconsindot.gov/Pages/doing-bus/civil-rights/labornwage/prevailing-wage-compliance.aspx .	37.27	21.85	59.12
545	Air Compressor (&/or 400 CFM or Over); Air, Electric or Hydraulic Jacking System; Automatic Belt Conveyor & Surge Bin; Boiler (Temporary Heat); Concrete Proportioning Plant; Crusher, Screening or Wash Plant; Generator (&/or 150 KW or Over); Heaters (Mechanical); High Pressure Utility Locating Machine (Daylighting Machine); Mudjack; Oiler; Prestress Machine; Pug Mill; Pump (3 Inch or Over) or Well Points; Rock, Stone Breaker; Screed (Milling Machine); Stump Chipper; Tank Car Heaters; Vibratory Hammer or Extractor, Power Pack.	31.62	19.78	51.40
546	Fiber Optic Cable Equipment.	29.50	0.68	30.18
547	Work Performed on the Great Lakes Including Diver; Wet Tender or Hydraulic Dredge Engineer.	41.65	21.71	63.36
548	Work Performed on the Great Lakes Including 70 Ton & Over Tug Operator; Assistant Hydraulic Dredge Engineer; Crane or Backhoe Operator; Hydraulic Dredge Leverman or Diver's Tender; Mechanic or Welder. Future Increase(s): Add \$1.25/hr on 1/1/2017. Premium Increase(s): Add \$.50/hr for Friction Crane, Lattice Boom or Crane Certification (CCO).	44.05	23.24	67.29
549	Work Performed on the Great Lakes Including Deck Equipment Operator or Machineryman (Maintains Cranes Over 50 Tons or Backhoes 115,000 Lbs. or more); Tug, Launch or Loader, Dozer or Like Equipment When Operated on a Barge, Breakwater Wall, Slip, Dock or Scow, Deck Machinery.	36.72	21.15	57.87

550	Work Performed on the Great Lakes Including Deck Equipment Operator; Machineryman or Fireman (Operates 4 Units or More or Maintains Cranes 50 Tons or Under or Backhoes 115,000 Lbs. or Under); Deck Hand, Deck Engineer or Assistant Tug Operator; Off Road Trucks - Great Lakes ONLY.	36.72	21.15	57.87
-----	---	-------	-------	-------

**HEAVY EQUIPMENT OPERATORS
ASPHALT PAVEMENT OR OTHER WORK**

Fringe Benefits Must Be Paid On All Hours Worked

<u>CODE</u>	<u>TRADE OR OCCUPATION</u>	<u>HOURLY BASIC RATE OF PAY</u> \$	<u>HOURLY FRINGE BENEFITS</u> \$	<u>TOTAL</u> \$
551	Crane, Tower Crane, Pedestal Tower or Derrick, With or Without Attachments, With a Lifting Capacity of Over 100 Tons, Self Erecting Tower Crane With a Lifting Capacity of Over 4,000 Lbs., Crane With Boom Dollies; Crane, Tower Crane, Pedestal Tower or Derrick, With Boom, Leads and/or Jib Lengths Measuring 176 Ft or Over; Master Mechanic.	36.67	19.78	56.45
552	Backhoe (Track Type) Having a Mfgr.'s Rated Capacity of 130,000 Lbs. or Over; Caisson Rig; Crane, Tower Crane, Portable Tower, Pedestal Tower or Derrick, With or Without Attachments, With a Lifting Capacity of 100 Tons or Under, Self-Erecting Tower Crane With a Lifting Capacity Of 4,000 Lbs. & Under; Crane, Tower Crane, Portable Tower, Pedestal Tower or Derrick, With Boom, Leads &/or Jib Lengths Measuring 175 Ft or Under; Dredge (NOT Performing Work on the Great Lakes); Licensed Boat Pilot (NOT Performing Work on the Great Lakes); Pile Driver. Future Increase(s): Add \$1.30/hr on 6/1/2016; Add \$1.25/hr on 6/1/2017. Premium Increase(s): DOT PREMIUMS: 1) Pay two times the hourly basic rate on Sunday, New Year's Day, Memorial Day, Independence Day, Labor Day, Thanksgiving Day & Christmas Day. 2) Add \$1.50/hr night work premium. See DOT'S website for details about the applicability of this night work premium at: http://wisconsindot.gov/Pages/doing-bus/civil-rights/labornwage/prevailing-wage-compliance.aspx .	37.77	21.85	59.62

Fringe Benefits Must Be Paid On <u>All</u> Hours Worked		HOURLY BASIC RATE OF PAY	HOURLY FRINGE BENEFITS	TOTAL
CODE	TRADE OR OCCUPATION	\$	\$	\$
553	Air, Track, Rotary or Percussion Drilling Machine &/or Hammers, Blaster; Asphalt Heater, Planer & Scarifier; Asphalt Milling Machine; Asphalt Screed; Backhoe (Track Type) Having a Mfgr.'s Rated Capacity of Under 130,000 Lbs., Backhoe (Mini, 15,000 Lbs. & Under); Bituminous (Asphalt) Plant & Paver, Screed; Boring Machine (Directional, Horizontal or Vertical); Bulldozer or Endloader; Concrete Breaker (Large, Auto, Vibratory/Sonic, Manual or Remote); Concrete Conveyor System; Concrete Laser/Screed; Concrete Slipform Placer Curb & Gutter Machine; Crane (Carry Deck, Mini) or Truck Mounted Hydraulic Crane (10 Tons or Under); Crane With a Lifting Capacity of 25 Tons or Under; Forestry Equipment, Timbco, Tree Shear, Tub Grinder, Processor; Gradall (Cruz-Aire Type); Grader or Motor Patrol; Hydro-Blaster (10,000 PSI or Over); Loading Machine (Conveyor); Manhoist; Material or Stack Hoist; Mechanic or Welder; Milling Machine; Post Hole Digger or Driver; Railroad Track Rail Leveling Machine, Tie Placer, Extractor, Tamper, Stone Leveler or Rehabilitation Equipment; Roller (Over 5 Ton); Scraper (Self Propelled or Tractor Drawn) 5 cu yds or More Capacity; Shoulder Widener; Sideboom; Skid Rig; Stabilizing or Concrete Mixer (Self-Propelled or 14S or Over); Tractor (Scraper, Dozer, Pusher, Loader); Tractor or Truck Mounted Hydraulic Backhoe; Trencher (Wheel Type or Chain Type); Tube Finisher; Tugger (NOT Performing Work on the Great Lakes); Winches & A-Frames. Future Increase(s): Add \$1.60/hr on 6/3/2016.	34.69	20.38	55.07
554	Backfiller; Broom or Sweeper; Compactor (Self-Propelled or Tractor Mounted, Towed & Light Equipment); Concrete Finishing Machine (Road Type); Environmental Burner; Farm or Industrial Type Tractor; Fireman (Asphalt Plant, Pile Driver & Derrick NOT Performing Work on the Great Lakes); Forklift; Greaser; Hoist (Tugger, Automatic); Jeep Digger; Joint Sawyer (Multiple Blade); Launch (NOT Performing Work on the Great Lakes); Lift Slab Machine; Mechanical Float; Mulcher; Power Subgrader; Robotic Tool Carrier (With or Without Attachments); Roller (Rubber Tire, 5 Ton or Under); Self-Propelled Chip Spreader; Shouldering Machine; Skid Steer Loader (With or Without Attachments); Telehandler.	36.17	19.19	55.36
555	Air Compressor (&/or 400 CFM or Over); Air, Electric or Hydraulic Jacking System; Augers (Vertical & Horizontal); Automatic Belt Conveyor & Surge Bin; Boiler (Temporary Heat); Crusher, Screening or Wash Plant; Generator (&/or 150 KW or Over); Heaters (Mechanical); High Pressure Utility Locating Machine (Daylighting Machine); Mudjack; Oiler; Prestress Machine; Pug Mill; Pump (3 Inch or Over) or Well Points; Rock, Stone Breaker; Screed (Milling Machine); Stump Chipper; Tank Car Heaters; Vibratory Hammer or Extractor, Power Pack. Future Increase(s): Add \$1.60/hr on 6/3/2016.	32.62	20.38	53.00
556	Fiber Optic Cable Equipment.	29.50	0.68	30.18

RESIDENTIAL OR AGRICULTURAL CONSTRUCTION

Includes single family houses or apartment buildings of no more than four (4) stories in height and all buildings, structures or facilities that are primarily used for agricultural or farming purposes, excluding commercial buildings. For classification purposes, the exterior height of a residential building, in terms of stories, is the primary consideration. All incidental items such as site work, driveways, parking lots, private sidewalks, private septic systems or sewer and water laterals connected to a public system and swimming pools are included within this definition. Residential buildings of five (5) stories and above are NOT included within this definition.

SKILLED TRADES

Fringe Benefits Must Be Paid On <u>All</u> Hours Worked		HOURLY BASIC RATE OF PAY	HOURLY FRINGE BENEFITS	TOTAL
CODE	TRADE OR OCCUPATION	\$	\$	\$
101	Acoustic Ceiling Tile Installer	37.41	0.00	37.41
102	Boilermaker	33.35	28.29	61.64
103	Bricklayer, Blocklayer or Stonemason	32.82	9.93	42.75
104	Cabinet Installer	20.00	0.46	20.46
105	Carpenter	25.39	5.03	30.42
106	Carpet Layer or Soft Floor Coverer	24.04	4.89	28.93
107	Cement Finisher	23.86	3.43	27.29
108	Drywall Taper or Finisher	27.00	0.00	27.00
109	Electrician	20.00	12.47	32.47
110	Elevator Constructor	46.05	27.09	73.14
111	Fence Erector	19.45	4.70	24.15
112	Fire Sprinkler Fitter	33.00	18.96	51.96
113	Glazier	38.27	14.42	52.69
114	Heat or Frost Insulator	17.00	0.00	17.00
115	Insulator (Batt or Blown)	20.00	12.35	32.35
116	Ironworker	24.30	14.25	38.55
117	Lather	25.39	5.03	30.42
119	Marble Finisher	25.72	18.54	44.26
120	Marble Mason	32.82	9.93	42.75
121	Metal Building Erector	13.60	6.57	20.17
123	Overhead Door Installer	18.00	0.00	18.00
124	Painter	26.24	0.00	26.24
125	Pavement Marking Operator	30.00	18.81	48.81

Fringe Benefits Must Be Paid On <u>All</u> Hours Worked		HOURLY BASIC RATE OF PAY	HOURLY FRINGE BENEFITS	TOTAL
<u>CODE</u>	<u>TRADE OR OCCUPATION</u>	\$	\$	\$
129	Plasterer	30.00	9.21	39.21
130	Plumber	30.00	11.56	41.56
132	Refrigeration Mechanic	22.50	9.03	31.53
133	Rofer or Waterproofer	21.00	4.10	25.10
134	Sheet Metal Worker	23.22	5.45	28.67
135	Steamfitter	17.05	0.94	17.99
137	Teledata Technician or Installer	22.50	12.74	35.24
138	Temperature Control Installer	22.50	2.36	24.86
139	Terrazzo Finisher	25.72	18.54	44.26
140	Terrazzo Mechanic	33.67	17.82	51.49
141	Tile Finisher	30.00	0.00	30.00
142	Tile Setter Future Increase(s): Add \$1.45/hr on 6/06/2016.	31.59	19.61	51.20
143	Tuckpointer, Caulker or Cleaner	25.00	2.99	27.99
146	Well Driller or Pump Installer	29.00	0.64	29.64
147	Siding Installer	14.00	0.00	14.00

TRUCK DRIVERS

Fringe Benefits Must Be Paid On <u>All</u> Hours Worked		HOURLY BASIC RATE OF PAY	HOURLY FRINGE BENEFITS	TOTAL
<u>CODE</u>	<u>TRADE OR OCCUPATION</u>	\$	\$	\$
201	Single Axle or Two Axle	16.50	0.50	17.00
203	Three or More Axle	21.53	3.34	24.87
205	Pavement Marking Vehicle	21.53	3.34	24.87
207	Truck Mechanic	21.53	3.34	24.87

LABORERS

Fringe Benefits Must Be Paid On <u>All</u> Hours Worked		HOURLY BASIC RATE OF PAY	HOURLY FRINGE BENEFITS	TOTAL
<u>CODE</u>	<u>TRADE OR OCCUPATION</u>	\$	\$	\$
301	General Laborer	17.20	9.26	26.46
302	Asbestos Abatement Worker	18.00	3.22	21.22

Fringe Benefits Must Be Paid On <u>All</u> Hours Worked				
CODE	TRADE OR OCCUPATION	HOURLY BASIC RATE OF PAY	HOURLY FRINGE BENEFITS	TOTAL
		\$	\$	\$
303	Landscaper	15.00	4.03	19.03
311	Fiber Optic Laborer (Outside, Other Than Concrete Encased)	19.35	0.00	19.35
315	Final Construction Clean-Up Worker	15.00	0.00	15.00

**HEAVY EQUIPMENT OPERATORS
RESIDENTIAL OR AGRICULTURAL CONSTRUCTION**

Fringe Benefits Must Be Paid On <u>All</u> Hours Worked				
CODE	TRADE OR OCCUPATION	HOURLY BASIC RATE OF PAY	HOURLY FRINGE BENEFITS	TOTAL
		\$	\$	\$
557	Asphalt Heater, Planer & Scarifier; Asphalt Milling Machine; Asphalt Screed; Backhoe (Track Type); Backhoe (Mini, 15,000 Lbs. & Under); Bituminous (Asphalt) Plant & Paver, Screed; Boring Machine (Directional, Horizontal or Vertical); Bulldozer or Endloader; Concrete Breaker (Large, Auto, Vibratory/Sonic, Manual or Remote); Concrete Bump Cutter, Grinder, Planing or Grooving Machine; Concrete Conveyor System; Concrete Laser/Screed; Concrete Paver (Slipform); Concrete Pump, Concrete Conveyor (Rotec or Bidwell Type); Concrete Slipform Placer Curb & Gutter Machine; Concrete Spreader & Distributor; Crane (Carry Deck, Mini) or Truck Mounted Hydraulic Crane (10 Tons or Under); Crane With a Lifting Capacity of 25 Tons or Under; Crane, Shovel, Dragline, Clamshells; Forestry Equipment, Tlmbco, Tree Shear, Tub Grinder, Processor; Grader or Motor Patrol; Grout Pump; Hydro-Blaster (10,000 PSI or Over); Loading Machine (Conveyor); Manhoist; Material or Stack Hoist; Mechanic or Welder; Milling Machine; Roller (Over 5 Ton); Scraper (Self Propelled or Tractor Drawn) 5 cu yds or More Capacity; Shoulder Widener; Skid Rig; Stabilizing or Concrete Mixer (Self-Propelled or 14S or Over); Tractor (Scraper, Dozer, Pusher, Loader); Tractor or Truck Mounted Hydraulic Backhoe; Tractor or Truck Mounted Hydraulic Crane (10 Tons or Under); Trencher (Wheel Type or Chain Type); Winches & A-Frames.	34.22	19.55	53.77
558	Air Compressor (&/or 400 CFM or Over); Air, Electric or Hydraulic Jacking System; Backfiller; Belting, Burlap, Texturing Machine; Boiler (Temporary Heat); Broom or Sweeper; Compactor (Self-Propelled or Tractor Mounted, Towed & Light Equipment); Concrete Finishing Machine (Road Type); Farm or Industrial Type Tractor; Forklift; Generator (&/or 150 KW or Over); Heaters (Mechanical); High Pressure Utility Locating Machine (Daylighting Machine); Jeep Digger; Lift Slab Machine; Mulcher; Oiler; Post Hole Digger or Driver; Power Subgrader; Pump (3 Inch or Over) or Well Points; Robotic Tool Carrier (With or Without Attachments); Rock, Stone Breaker; Roller (Rubber Tire, 5 Tons or Under); Screed (Milling Machine); Self Propelled Chip Spreader; Shouldering Machine; Skid Steer Loader (With or Without Attachments); Stump Chipper; Telehandler; Vibratory Hammer or Extractor, Power Pack. Future Increase(s): Add \$1.60/hr on 6/3/2016.	31.99	20.38	52.37

***** END OF RATES *****

Department of Workforce Development
Equal Rights Division
P.O. Box 8928
Madison, WI 53708-8928
Telephone: (608) 266-6860
Fax: (608) 267-4592
TTY: (608) 264-8752



Scott Walker, Governor
Reginald J. Newson, Secretary

THE 2015-17 BUDGET BILL MADE SIGNIFICANT CHANGES TO WISCONSIN'S PREVAILING WAGE LAWS. HOWEVER, THOSE CHANGES DO NOT GO INTO EFFECT UNTIL JANUARY 1, 2017.

During calendar year 2016, DWD will continue to enforce prevailing wage laws for local governmental unit and state agency public works projects under current prevailing wage laws.

2015 Wisconsin Act 55 (the budget bill) repealed the state prevailing wage law for **local governmental units** such as villages, towns, cities, school districts, or sewerage districts effective January 1, 2017. However, if a local governmental unit:

- issues a Request for Bids before January 1, 2017, for a project of public works that is subject to bidding or,
- enters into a contract before January 1, 2017, for a project of public works that is not subject to bidding,

then those public works projects are subject to the current prevailing wage law (§66.0903, Wis. Stats.) through the life of the project. Projects of public works with prevailing wage project determinations issued prior to 2017 continue to be subject to the current prevailing wage law through the life of the project even though the project may have work going on in 2017 or subsequent years.

Contractors working on local governmental unit projects with prevailing wage rate determinations must continue to pay employees the appropriate prevailing wage and maintain required prevailing wage payroll records. For instance, if a contractor is working in 2018 on a public works project with a project determination issued prior to 2017, then the contractor is required to comply with the "old" prevailing wage rate law (§66.0903, Wis. Stats.). After January 1, 2017, DWD will continue to enforce prevailing wage requirements for projects with DWD prevailing wage determinations issued under the "old" prevailing wage laws (§§ 66.0903 & 103.49, Wis. Stats.).

For new public works projects starting on January 1, 2017, state prevailing wage law will only apply to **state agency** and **state highway** projects. Prevailing wage rates applicable to state agencies will be those issued by the U.S. Department of Labor under the Davis-Bacon Act, 40 U.S.C. 3142. The Wisconsin Department of Administration will enforce the new state agency prevailing wage law (§16.856, Wis. Stats.) and the Wisconsin Department of Transportation will continue to enforce prevailing wage on state highway projects (under a law renumbered as §84.062, Wis. Stats.).

(Updated-122216)

POST THE WHITE SHEET

As the public entity receiving this prevailing wage rate determination, **YOU ARE REQUIRED** by law to post the prevailing wage rate determination (i.e., white sheet) in at least one conspicuous and easily accessible place on the project site that is available to all construction workers. The white sheet must remain posted from the onset of the project until all construction labor on the project has been completed.

[See, Wis. Admin. Code §DWD 290.12(1)]

Posting the white sheet inside the general contractor's trailer does not meet this requirement. That placement is not available/accessible to all workers and is not a location over which you have control.

If you have questions about posting, please call (608)266-6861 and ask for prevailing wage intake.

Department of Workforce Development
Equal Rights Division
P.O. Box 8928
Madison, WI 53708-8928
Telephone: (608) 266-6860
Fax: (608) 267-4592
TTY: (608) 264-8752



Scott Walker, Governor
Reginald J. Newson, Secretary

PREVAILING WAGE – Contractors

Any public works project that has a total estimated project cost that equals or exceeds prevailing wage project thresholds requires a prevailing wage rate determination issued by the Department of Workforce Development (DWD). Public works include erecting, constructing, remodeling, repairing, demolishing, alterations, painting and decorating projects for a local governmental unit or state agency. State law excludes minor service or maintenance work, warranty work, or work under a supply-and-installation contract. There is a statutory definition for most of these exclusions. The prevailing wage laws that apply to local governmental units and their contractors are §§66.0903 and 103.503, Wis. Stats. The prevailing wage laws that apply to state agencies and their contractors are §§103.49 and 103.503, Wis. Stats. The applicable administrative rules for all prevailing wage projects are DWD 290 and DWD 294, Wis. Adm. Code. These laws include provisions that apply to all contractors and subcontractors working on prevailing wage projects.

Any contractor or subcontractor working on a local governmental unit or state agency's public works project that equals or exceeds current prevailing wage project thresholds must do all of the following:

- Receive and review the project's prevailing wage rate determination (i.e., white sheet).
- Tell subcontractors the project is subject to state prevailing wage law and include the prevailing wage rate determination in the construction contract, or if there is no written contract, provide a copy of the project determination to each subcontractor.
- Hire subcontractors who do *not* appear on the "Consolidated List of Debarred Contractors."
- Have a written substance abuse testing program in place that fulfills the requirements of §103.503, Wis. Stats., before commencing work on the project.

- Notify subcontractors that if DWD finds that a contractor or subcontractor violated the prevailing wage law, DWD will assess liquidated damages of 100% of the wages owed to employees.
- Apply to DWD for subjourney wage rates prior to employing these individuals on the project.
- Receive and retain a completed Affidavit of Compliance from each subcontractor brought on to the project before providing final payment to those subcontractors.
- Submit a completed Affidavit of Compliance to the contractor who brought the subcontractor on to the project before receiving final payment for the project.
- Maintain payroll records for 3 years that comply with §§66.0903(10)(a) or 103.49(5)(a), Stats. and DWD 274.06.
- Respond to requests from DWD or the project owner to provide payroll records and/or respond to prevailing wage complaints filed by employees or third parties.

For more information, visit the prevailing wage website: http://dwd.wisconsin.gov/er/prevailing_wage_rate/default.htm. For further assistance, call the Equal Rights Division at 608-266-6861 and ask for prevailing wage.